Gear Pump Units featuring Roper Pumps

DURPU31 / DURPU32 / DURPU33
DURPU51 / DURPU53



Owner's Manual #0816 121415	
Serial Number:	Installation Date:

IMPORTANT

Please read and understand this manual. Store in safe location for future reference.

Everyone who operates this unit should understand basic operations and safety precautions! The time you take to fully understand the proper installation, maintenance and use of the machine will prolong its service life, and assure you of trouble free operation.

When unpacking, check to make sure all the parts shown on the Parts Breakdown near the end of this manual are included. If any parts are missing or broken, please call Dultmeier Sales as soon as possible.

Consumers should notice that this manual may differ slightly from the actual product as more improvements are made to our products. Some of the pictures in this manual may differ slightly from the actual product as well. Dultmeier Sales reserves the right to update designs and / or change the specifications at any time without incurring any obligation to install them on units previously sold.

If you have any questions or suggestions about this manual, please contact us at:

800-228-9666
dultmeier@dultmeier.com
www.dultmeier.com

Table of Contents

Safety Information 1
Specifications 2-3
Parts Breakdown 4-5
Warranty Information 6

Additional Resources Available Online

Roper Pump Owner's Manual & Parts Schematic
http://www.dultmeier.com/schematics/RoperSchematics.asp

To avoid serious or fatal personal injury or major property damage, read and follow all safety and operation instructions in the manual.

This is a **Safety Alert Symbol** -
When you see this symbol in the manual, look for the following signal words & be alert to the potential for personal injury or property damage.

DANGER Warns of potential hazards that **WILL** cause serious personal injury, death or property damage.

WARNING Warns of potential hazards that **CAN** cause serious personal injury, death or property damage.

CAUTION Warns of potential hazards that **WILL** or **CAN** cause minor personal injury, death or property damage.

IMPORTANT Indicates special instructions that **MUST** be followed but not related to hazards.

This manual is intended to assist in the installation and operation of this unit.
Do not attempt to operate this unit without reading and understanding this manual.

General Safety

To avoid the risk of serious bodily injury and property damage, read safety instructions carefully before installing this system. Follow all local and/or national plumbing and electrical codes when installing.

IMPORTANT

Do Not Allow System or Components to Freeze.
To do so may damage the system and will void the warranty.

WARNING

Never Run the System Dry.
Running the unit dry (without fluid) can damage internal parts, overheat pump (which can cause burns to people handling or servicing the pump), and will void the warranty.

WARNING

Risk of Electric Shock.
Keep the unit dry at all times -
Do not wash the motor or electrical panel or allow the unit to sit in standing water.

Use only Ground Fault Circuit Interrupter (GFCI) protected grounded outlet for the cord plug.
If you must use an extension cord, use only UL approved indoor/outdoor, 3-wire, grounding type cords.
The cord must be rated to support amp draw. Do not allow any part of cord or receptacle ends to sit in water.

To avoid fatal shocks, proceed as follows if service is needed:

A. Turn off water to the system.
B. Disconnect the power at main electrical service before unplugging the unit.
C. Ground the electrical outlet box.
D. Take extreme care when changing fuses.

WARNING

Burst Hazard
High Pressure Unit

Do not run the unit with discharge shut off, as hose may burst or damage may occur.

CAUTION

Burn Hazard
Do Not Touch An
Operating Motor

Modern motors can operate at high temperatures. To avoid burns when servicing pump, allow it to cool for 20 minutes after shutdown before handling.

Specifications: DURPU31, DURPU32, DURPU33

DU RPU31

Style	Belt Driven Gear Pump
Maximum Inlet Pressure	Flooded Suction
Maximum Inlet Temperature	180° F
PSI	50, up to 125 MAX
Capacity	48 GPM @ 460 RPM
Motor	CEL3609T
Pump	RR3611HBRV
Pump Drive	Belt
Pump Inlet	2 ”
Pump Outlet	2 ”
Dimensions	30“L x 26”W x 20“H
Shipping Weight	Approx. 312 lbs.

DU RPU32

Style	Belt Driven Gear Pump
Maximum Inlet Pressure	Flooded Suction
Maximum Inlet Temperature	180° F
PSI	50, up to 125 MAX
Capacity	48 GPM @ 460 RPM
Motor	CEL3609T
Pump	RR3611HB
Pump Drive	Belt
Pump Inlet	2 ”
Pump Outlet	2 ”
Dimensions	30“L x 20”W x 20“H
Shipping Weight	Approx. 300 lbs.

DU RPU33

Style	Belt Driven Gear Pump
Maximum Inlet Pressure	Flooded Suction
Maximum Inlet Temperature	180° F
PSI	50, up to 125 MAX
Capacity	48 GPM @ 460 RPM
Motor	CE EM3611T
Pump	RR 3611HBRV
Pump Drive	Belt
Pump Inlet	2 ”
Pump Outlet	2 ”
Dimensions	30“L x 26”W x 20“H
Shipping Weight	Approx. 279 lbs.

Specifications: DURPU51 & DURPU53

DURPU51

Style	Belt Driven Gear Pump
Maximum Inlet Pressure	Flooded Suction
Maximum Inlet Temperature	180° F
PSI	50, up to 125 MAX
Capacity	78 GPM @ 460 RPM
Motor	CEL3612TM
Pump	RR3617HBRV
Pump Drive	Belt
Pump Inlet	2 ”
Pump Outlet	2 ”
Dimensions	30“L x 26”W x 20“H
Shipping Weight	Approx. 339 lbs.

DURPU53

Style	Belt Driven Gear Pump
Maximum Inlet Pressure	Flooded Suction
Maximum Inlet Temperature	180° F
PSI	50, up to 125 MAX
Capacity	78 GPM @ 460 RPM
Motor	CEEM3615T
Pump	RR3617HBRV
Pump Drive	Belt
Pump Inlet	2 ”
Pump Outlet	2 ”
Dimensions	30“L x 26”W x 20“H
Shipping Weight	Approx. 328 lbs.

Parts Breakdown: DURPU31, DURPU32, DURPU33



Item	Part Number	Description
1	DSBP1630L	Painted Baseplate
2	RR3611HBRV	2” Roper Pump (*with Relief Valve,DURPU31)*
	RR3611HB	*2” Roper Pump (Less relief valve, DURPU32)*
3	GN3M280	Adjustable Motor Baseplate
4	*CEL3609T*	3 HP / 1 PH Motor
	CE131463	*3 HP / 3 PH Motor (DURPU33)*
5	DUBG305	Painted Belt Guard
	GABX52	*V-Belt (Not Visible) - Quantity: 2*

Parts Breakdown: DURPU51, DURPU53



Item	Part Number	Description
1	DSBP1630L	Painted Baseplate
2	RR3617HBRV	2” Roper Pump with Relief Valve
3	GN3M280	Adjustable Motor Baseplate
4	CE131464	5 HP / 3 PH Motor
	CE3612TM	*5 HP / 1 PH Motor (Model: DU RPU51)*
5	DUBG305	Painted Belt Guard
	GABX52	*V-Belt (Not Visible) - Quantity: 2*

Notice Regarding Manufacturer's Limited Warranty

Dultmeier Sales Limited Liability Company (hereinafter Dultmeier), notifies you that component part(s) carry a manufacturer's limited warranty provided by the manufacturer of said component part(s). These warranties do not pertain to normal wear of component part(s) that may occur within any specified period. While Dultmeier is not the manufacturer of any of the component part(s), Dultmeier will assist you in processing any and all manufacturer's warranty claim if applicable and available. Any and all manufacturer's claims must be submitted in writing to the manufacturer within the warranty periods provided by the manufacturer.

Defective component part(s) that are to be considered for manufacturer's limited warranty must be returned to the manufacturer by prepaid shipment with the applicable manufacturer's limited warranty period. If the component part(s) are deemed to be defective under the manufacturer's warranty, Dultmeier will assist in obtaining a replacement or repair of the component part(s). Said component part(s) will be returned F.O.B. Omaha, Nebraska. Replacement or repair shall be the exclusive remedy for any breach of warranty. Labor for installation, either with respect to original or replacement part or components, is not covered under the manufacturer's limited warranty.

Neither the manufacturer nor Dultmeier warrants loss of income or consequential damages for injury or commercial loss resulting from any breach of warranty or warranties stated above.

The manufacturer's limited warranty as stated does not apply to component part(s) which have been improperly installed, misused, altered, neglected, abused or not installed, adjusted, maintained, or used in accordance with applicable codes and ordinances and in accordance with the manufacturer's specifications as to such factors.

Notwithstanding Dultmeier's willingness to assist in the processing of the manufacturer's limited warranty, Dultmeier makes no warranty against infringement of the like, makes no warranty of merchantability, makes no warranty of fitness for a particular purpose, and makes no other warranty, express or implied, including implied warranty arising from the course of dealing or usage of trade.

Compliance with all local, state and federal codes regarding the installation and operation of said equipment, parts and components shall be the responsibility of the purchaser. The rights and obligations of the parties shall be governed by the laws of the State of Nebraska.

Dultmeier Sales • 1-800-228-9666 Omaha, NE • 1-800-553-6975 Davenport, IA