004172-01

WYE – DELTA STARTING USEABLE ON 2,4 AND 6 POLE MOTORS.

LOW VOLTAGE CONNECTION

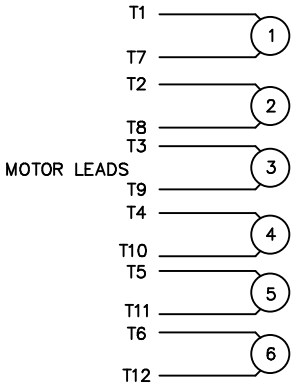

HIGH VOLTAGE CONNECTION

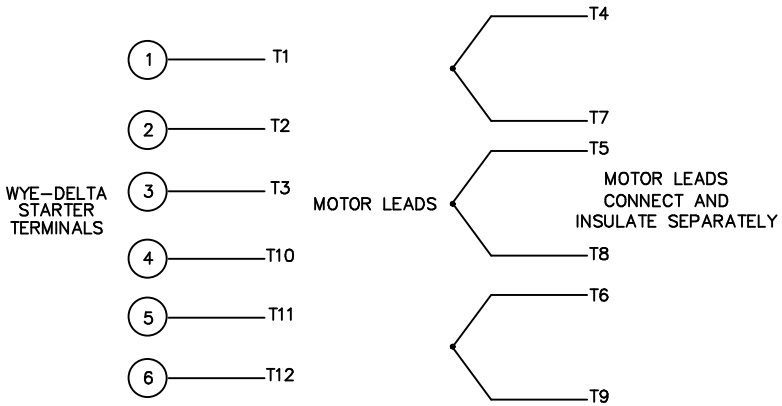

REFER TO THE WYE–DELTA STARTER CONNECTION INSTRUCTIONS FOR PROPER CONNECTION OF POWER LINES TO STARTER.

PART WINDING START USABLE ON 4 & 6 POLE MOTORS
LOW VOLTAGE CONNECTION ONLY

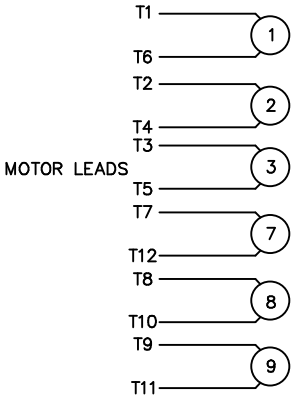

REFER TO THE PART WINDING STARTER INSTRUCTIONS FOR PROPER CONNECTION OF POWER LINES TO STARTER.

REFER TO THE CUTLER – HAMMER OR EQUIV. FOR PROPER SELECTION OF OVERLOAD HEATER COILS.

LINE LEADS

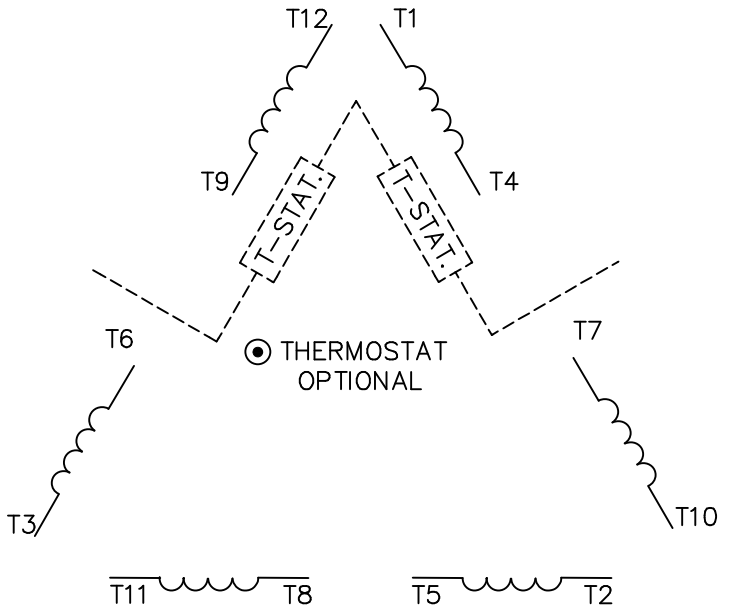

ROTATION CAN BE REVERSED BY INTERCHANGING ANY TWO LINE LEADS

⦿ RED LEADS OR P1, P2, FOR N/C THERMOSTAT

ACROSS THE LINE START & RUN

	LINE 1	LINE 2	LINE 3	JOIN & INSULATE SEPARATELY
HIGH VOLT	T1,T12	T2,T10	T3,T11	(T4,T7) (T5,T8) (T6,T9)
LOW VOLT	T1,T6 T7,T12	T2,T4 T8,T10	T3,T5 T9,T11	

NO.	REVISION	BY & DATE	CHK
03	REV'D LOW VOLTAGE CONN. LEADS PER ELEC.	BJB 06/07/00	
02	ADDED T–STAT. NOTES PER ELECTRICAL	KMM 06/02/98	
01	REDRAWN TO CAD	DBT 06/02/97	

TOLERANCES UNLESS SPECIFIED

DEC.	INCHES
.X	±.1
.XX	±.01
.XXX	±.005
.XXXX	±.0005
ANG	±1/2°

LEESON ELECTRIC MOTORS GEARMOTORS AND DRIVES

TITLE DELTA – WYE CONNECTION DIAGRAM

MAT'L.

FINISH

CAD FILE 00417201

RFP

DIST

DRAWN	WLW 09/08/77
CHK	RPB 09/12/77
APPD	JCW 09/12/77
SCALE	1=1
REF	
FMF	
PREV	

SIZE A | DRAWING NO. 004172–01 | REV. 03

THIS DRAWING IN DESIGN AND DETAIL IS OUR PROPERTY AND MUST NOT BE USED EXCEPT IN CONNECTION WITH OUR WORK ALL RIGHTS OF DESIGN AND INVENTION ARE RESERVED
THIS IS AN ELECTRONICALLY GENERATED DOCUMENT – DO NOT SCALE THIS PRINT

6/28/2007 3:22:15 PM -