



Activation manual

GENERAL WARNINGS

IMPORTANT INFORMATION

For operators' safety and to prevent any damage to the distribution system or to hardware devices, the instruction manual must be fully read and understood before carrying out any operation on software applications for the BSmart product range. The company rejects any responsibility due to malfunctions or damage coming from a missed or incomplete knowledge of this manual.

Storage of the manual

This manual must always be used as a reference for all topics. The final user and the skilled technicians authorised for installation, use and maintenance of the software must always be able to read it at any time.

Notes about validity

This manual was created with the utmost care. Nonetheless, involuntary omissions or inaccurate content or procedures might be present. PIUSI S.p.A. rejects any responsibility for the validity of the contents of this document or for changes it might undergo over time, for example with software and dedicated device updating and improvements. The illustrations provided mainly refer to the software configured in the English version and might not correspond to the displayed versions, also because of further version updates.

Reproduction rights

All reproduction rights of this manual are reserved to PIUSI S.p.A. Text, illustrations and layout of the document cannot be used in other publications unless receiving written consent given by PIUSI S.p.A.

Technical service

PIUSI S.p.A. technical service can be contacted by all customers at the following addresses:

Telephone: +39 0376 534561

E-mail: customercare@piusi.com

© PIUSI S.p.A.

This manual belongs to PIUSI S.p.A. The reproduction of all or parts is prohibited.

Version of 01/2024

INDEX

1. REQUIREMENTS	4
2. BSMART ACTIVATION.....	5
2.1 Registering the BSmart product on the PIUSI portal	5
3. BSMART WEB APPLICATION.....	11
3.1 Authentication interface	11

1. REQUIREMENTS

Requirements necessary for the correct use of the BSMART application:

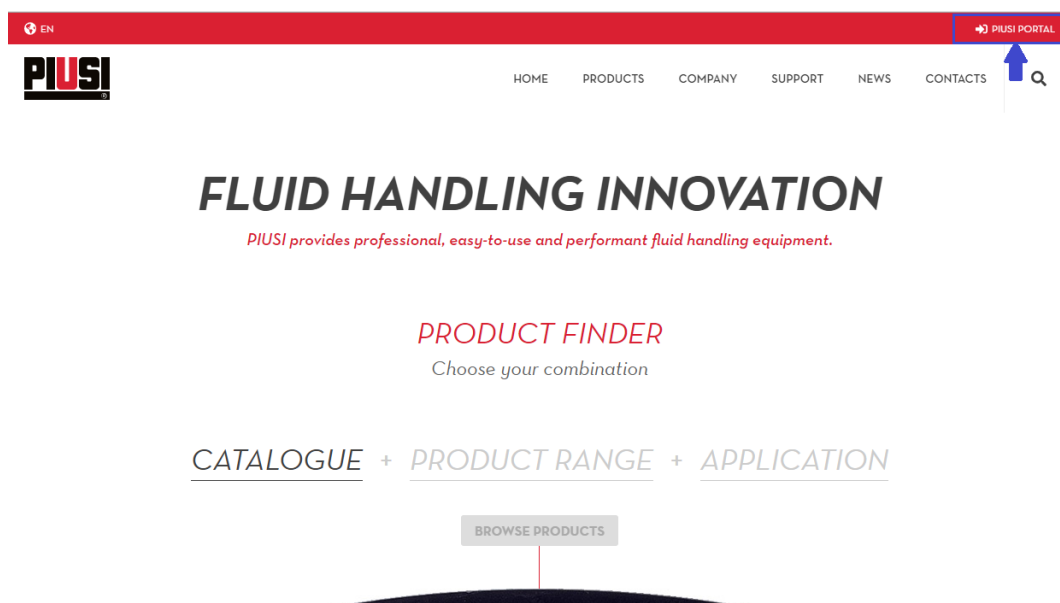
- to register and activate the product on the PIUSI portal (See chapter 2.1)
- To have a PC or a TABLET with an internet connection so that you can use the web application from <https://bsmart.piusi.com/> .
- Consult the web application from a device with a resolution greater than or equal to 1024 x 600.
- Use one of the supported browsers:
 - From the PC: Mozilla Firefox 46, Google Chrome 50, Apple Safari 9 and Microsoft Edge.
 - From the TABLET: IOS Safari 9.3 and Android Chrome 50.

2. BSMART ACTIVATION

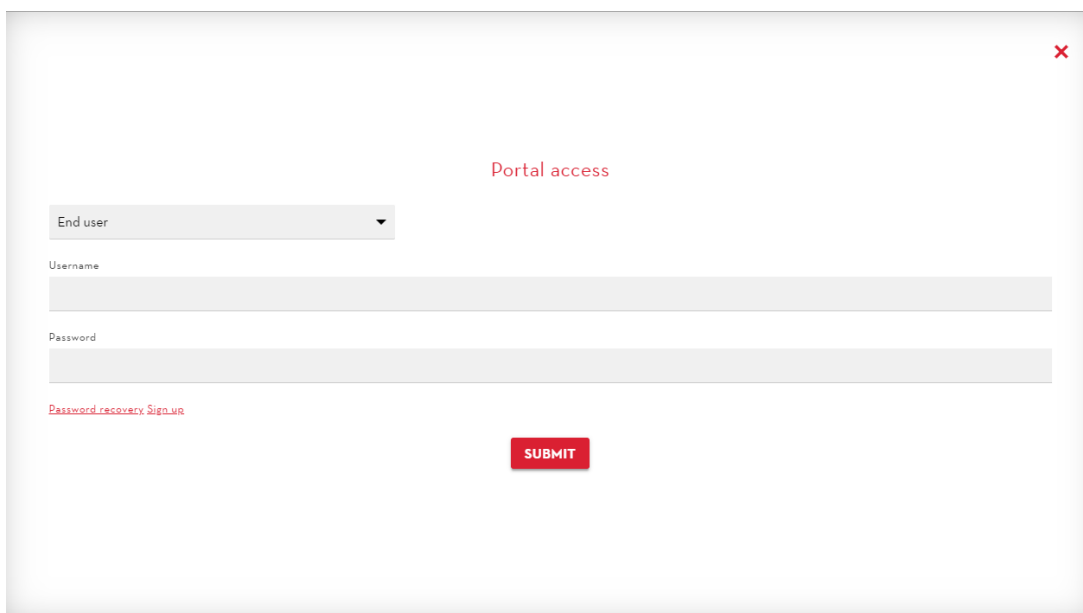
2.1 Registering the BSmart product on the PIUSI portal

The steps to follow solely in the case of initial registration of the user on the Piusi portal can be found below:

- Access the portal registration area via the website www.piusi.com.



- Press the 'Sign up' button to start registering the new user on the portal.



The screenshot shows a web form titled "Portal access" in red text. At the top right of the form area is a red "X" icon. Below the title, there is a dropdown menu labeled "End user" with a downward arrow. Underneath this are two text input fields: "Username" and "Password". Below the "Password" field is a red link that reads "Password recovery Sign up". At the bottom center of the form is a red button with the word "SUBMIT" in white capital letters.

- Enter the Product Key received by email at the purchase and press 'Register' to continue.

Check Product Key

Product Key *

U107 | - 3D27 | - 309C | - F484

Register

WHERE YOU CAN FIND THE PRODUCT KEY

1. on the side of the hardware USB key box



2. on the the license you received by e-mail



Fluid Handling Innovation

Piusi S.p.a.
46029 Suzzara (Mantova) Italy

E-mail: piusi@piusi.com | PEC: piusipa@legalmail.it
P.IVA / V.A.T. IT01869920205 | Cap. Soc. Eur 516.456,00 i.v. | Iscritt. R.I. MN 01869920205
copyright by Piusi S.p.a. | Privacy Policy | Sales Conditions & Warranty

PIUSI SPA
PIUSI USA

- Enter your master data and indicate the user portal credentials to be used for authentication in the BSmart system (see chapter 3.1). Press 'Register' to confirm your registration on the Piusi portal.

1. Account Information

Username * * Required field

Password * Confirm Password *

E-Mail * Confirm email *

2. Company data

Company name *

Nation * Region *

Italy Agrigento

City *

Street *

Number * Postcode *

VAT (ex. ITXXXXXXXX EU Only) *

Sector * Number of tanks *

TRANSPORT FROM 1 TO 2

Number of drivers * Number of vehicles *

FROM 1 TO 5 FROM 1 TO 5

3. Contact Data

First name * Last name *

Jack White

Mobila phone *

0039 348966665

Phone *

0039 859626266

4. Insert the data of the reseller from who you bought the product key

Company name *

Company s.p.a.

Nation * Region *

Italy Milano

City *

Milan

Street

Via Rossini

Postcode *

02100

5. Privacy

Read the privacy policy for the processing of the personal data *

Privacy policy

Accept * ☒

I wish to subscribe to the newsletter service

Accept ☒

Register >>

For registration problems contact your retailer Sign in to customer care

Recorded IP address : 80.88.167.191

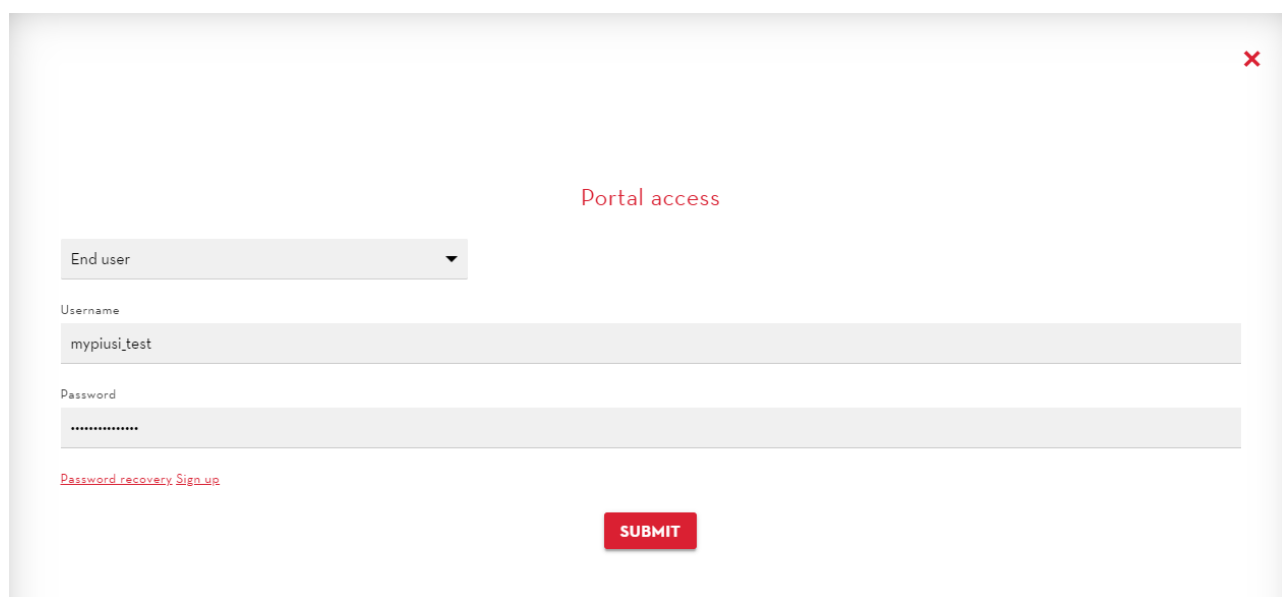
- After registering, a confirmation email will be sent with the information required to access your area on the Piusi portal and an email with the code of the site associated with the product key just registered.

Registration completed successfully

You will receive a confirmation email with the information for the access to the private area of the portal

If you already have an account on the Piusi portal, follow the steps below to register the new 'Product Key' purchased:

- Access the PIUSI portal by entering your credentials. Press 'SUBMIT' to access.



Portal access

End user ▼

Username
mypiusi_test

Password

[Password recovery](#) [Sign up](#)

SUBMIT


- Enter the 'B-SMART-> 'Add license' section.



- Enter the 'Product Key' and the data of the reseller from whom you purchased the software. Click 'Register' to register the product.

Check Product Key

Product Key *
 - - -



Insert the data of the reseller from who you bought the product key

Company name *

Nation *

Region *

City *

Street

Postcode *

Register

WHERE YOU CAN FIND THE PRODUCT KEY

1. on the side of the hardware USB key box



2. on the the license you received by e-mail

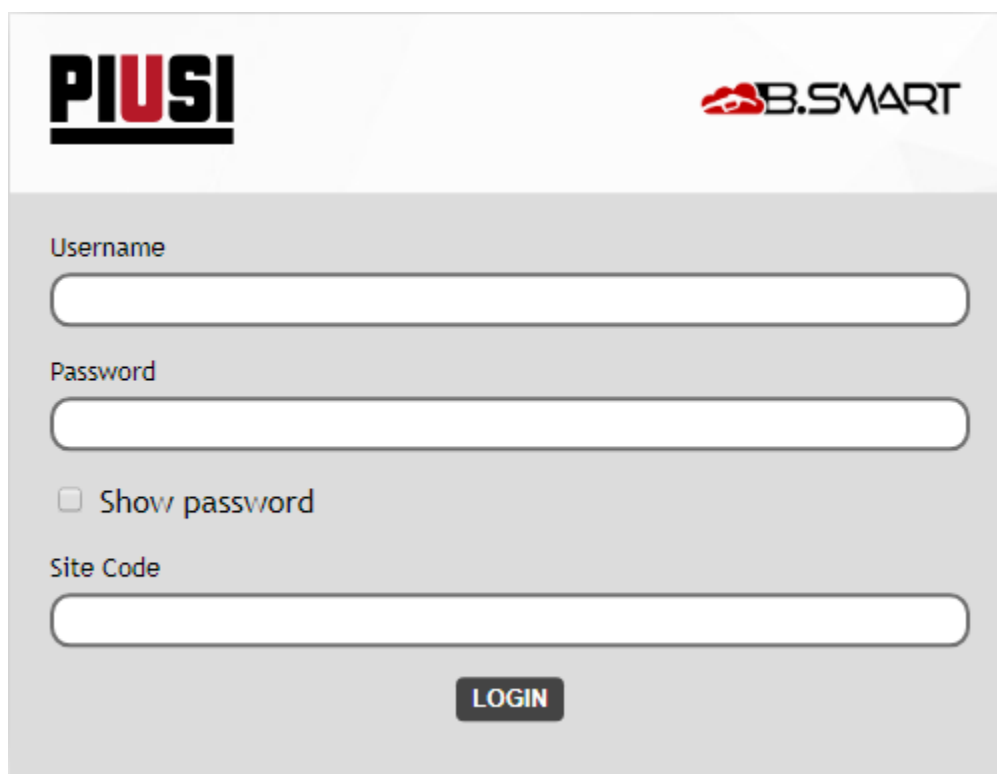


- After registering, a confirmation email will be sent with the code of the site to be used for the authentication to your site (see chapter 3.1).

3. BSMART WEB APPLICATION

3.1 Authentication interface

To use the BSMART web application that allows remote control and management of your site, you need to access through the authentication screen, by connecting to <https://bsmart.piusi.com/>.

The image shows the BSMART authentication interface. At the top left is the PIUSI logo, and at the top right is the B.SMART logo. Below the logos, there are three input fields: 'Username', 'Password', and 'Site Code'. The 'Password' field has a 'Show password' checkbox below it. At the bottom center is a 'LOGIN' button.

From the interface, enter the username, password and site code received by email after registering the product on the portal of a qualified user (refer to the user manual of the webapp for the creation of new users).

Caution

Please note that the first access must be made with Username and Password of the user who has registered the BSmart Product Key.



[https://www.piusi.com/
support/search-manuals](https://www.piusi.com/support/search-manuals)

- IT Scarica il manuale nella tua lingua!
- EN Download the manual in your language!
- CS Stáhnout příručku ve vašem jazyce!
- DA Download manualen på dit sprog!
- DE Laden Sie das Handbuch in Ihrer Sprache herunter!
- ES ¡Descarga el manual en tu idioma!
- FI Lataa käsikirja omalla kielelläsi!
- FR Téléchargez le manuel dans votre langue!
- NL Download de handleiding in uw taal!
- PL Pobierz instrukcję w swoim języku!
- PT Baixe o manual em seu idioma!
- RU Загрузите руководство на вашем языке

MO548 EN _ O2 01.2024