


Osprey Aviation Fueling Nozzles

The **Osprey Aviation Over Wing Fueling Nozzle** is designed for low volume fueling of business and pleasure aircraft. Intended for use in mobile fuel carts, and self-serve systems. The built-in automatic shut-off feature makes for simple and quick fueling. This aircraft fueling nozzle is available for AvGas fueling (red nozzle with splash guard) or Jet Fuel applications (black nozzle with splash guard).



Grounding Wire Included

Features:

- 100 Mesh Filter on inlet
- 1" NPT Inlet (BSPP Options Available)
- Max Flow Rate of 50 GPM
- Complies with IE1540 and NPA 407

The **Osprey 'S' Version** of the aviation fueling nozzle takes end users up a step by fulfilling the positive shut-off requirements of Handbook 44. Osprey 'S' nozzles are intended to be used in applications where fuel is being sold in a retail setting. Red grip nozzle/splash guard is for AvGas and black grip nozzle/splash guard is for Jet Fuel.


Part No.	Description
HK OSPREY-R	1" NPT Nozzle, Auto, Splash Guard, RED for AvGas
HK OSPREY-B	1" NPT Nozzle, Auto, Splash Guard, Black for Jet Fuel
HK OSPREY-SR	*1" NPT Nozzle, Auto "S" Version, Splash Guard, RED for AvGas
HK OSPREY-SB	*1" NPT Nozzle, Auto, Splash Guard, Black for AvGas
HK 11817	Ground Plug Accessory (Helicopter Grounding)
HK 11946	Dust Cap & Chain for Osprey Nozzles

*Note: Osprey 'S' requires 8-10PSI of pressure BEFORE fuel will flow. This nozzle will shut down when fuel pressure drops below 2-3PSI. **See hose swivels on adjacent page**



Automatic Fuel Nozzles

New & Rebuilt, 1 Yr. Limited Warranty




Standard 1A Leader
Full Service or
Self-Service,
Diesel or Unleaded
Models with FloStop

NON-UL



Hi-Speed Diesel Nozzles
Model 1HS to 25 GPM
Model 18 to 75 GPM
Model 1GS to 30 GPM
NON-UL

- Rugged with full grip nozzle guard and trigger cover to take trucker's rough-handling.
- Has flow-stop with vital parts composed of stainless steel.



Protector XS Nozzle

Designed for unattended fuel service. Pressure shut-off mechanism shuts off nozzle when: pump stops, gas tank is full, nozzle falls from the fill pipe, **spout raises above the horizontal**, the lever is opened before the pump is turned on, or the leak detector has not completed its test cycle. Flow limited to 10 GPM installed.

Part No.	Style	Guard Color	Inlet	Spout	GPM
HK 1A	* Diesel	Green	1" FPT	15/16"	25
HK 1AUL	* Unleaded	Red	1" FPT	13/16"	22
HK 1AUL-04	* Unleaded	Black	1" FPT	13/16"	15
HK XS	* Diesel	Green	3/4" FPT	15/16"	18
HK XSUL	Unleaded	Red	3/4" FPT	13/16"	15
HK XSULB	Unleaded	Black	3/4" FPT	13/16"	22
HK 1HS	Diesel, H.D.	Green	1" FPT	1-1/8"	25
HK 1GS-HF	Diesel	Green	1" FPT	1-1/8"	30
HK 18	Diesel, H.D.	Green	1" FPT	1-3/8"	75

* HK 1A, 1AUL and XS are supplied with splash guard.



45CHF

Automatic Nozzles

The rugged trouble-free nozzle designed specifically for farm, heavy machinery and consumer convenience.

1-GS "HUSKY" General Service Automatic Nozzle is for farm and contractor pumps. New design without a check valve but with a low flow shut-off. **No. 45CHF** is a high flow nozzle for use with high volume pumps and not for use with gravity tanks.

Note: None of these models are UL listed and are not for retail use.

Part No.	Inlet	1-GS Farm Nozzle	Color	Spout	GPM
HK 33C	3/4" FPT	For Diesel Fuel	Green	15/16"	18
HK 45C	1" FPT	For Diesel Fuel	Green	15/16"	18
HK 45CU	1" FPT	For Unleaded Fuel	Red	13/16"	15
HK 45CHF	1" FPT	For Diesel Fuel	Green	1-1/8"	20

FILL-RITE Automatic Fuel Nozzles UL/cUL Listed



Standard-Duty Fuel Nozzles with automatic shutoff. Rugged design for long-lasting performance during continued use. Color coding and differing spout diameters prevent cross fueling. **SDN100G** features a diesel truck spout for high-flow applications. All nozzles are UL/cUL Listed, rated to 50 PSI and -20° F, and have a 1-Year Warranty.

Part No.	Inlet	Style	Color	Spout	GPM
FR SDN075R	3/4"	Unleaded	Red	13/16"	14.5
FR SDN075G	3/4"	Diesel	Green	15/16"	14.5
FR SDN100G	1"	Diesel	Green	1-1/8"	25

Manual Fuel Nozzles

MORRISON BROS. CO.



Part No.	Description	Spout
MB 200-1	1" Diesel Fuel Nozzle	15/16"
MB 200U-1	1" Unleaded Fuel Nozzle	13/16"

Less 5% Quantity Discount On 10+ Nozzles



1-1/2" High Volume Automatic Nozzle

Features:

- Volume to 100 GPM.
- Two Position hold open latch.
- Automatic shut-off, with dual poppets for easy opening.
- Right angle design allows nozzle to "fit" close to walls & corners.
- Extra large hand opening to accommodate gloves or mittens.



Part No.	Size	Flow Rate
HK 1690	1-1/2"	100 GPM

High-Flow Aluminum Fuel Nozzle Manual

CONSTRUCTION DETAILS
Body: Aluminum
Gasket: Nitrile-Buna
Trigger: Bronze
Inlet/Outlet: FPT



EV114D SHOWN

Part No.	Description	Flow at 10 PSI
EV 114D	1-1/4" Fuel Nozzle with Spout	80 GPM
EV 112D	1-1/2" Fuel Nozzle with Spout	100 GPM

Call Toll Free For Prices