



Surface Cleaners With Vacuum Recovery System

Mosmatic Surface Cleaners with VRS are designed to be attached to your pressure washer for high pressure surface and wall cleaning. Stainless steel construction and Swiss engineering feature the same design as non-recovery models.

These models include a vacuum recovery port to transfer and recover dirty wash water with the use of your vacuum cleaner. A variety of models are available to meet almost any need. Some models are standard with added gun remover feature as noted. High pressure nozzles are included on most models. *(Nozzles may have to be changed out to match your existing requirements).*

Allrounder Series

The **Allrounder Series** are smaller diameter units for wall and floor cleaning. Models include trigger handle for walls and vertical surfaces or with (3) stainless steel fixed caster wheels, trigger handle and wand extension for floor surfaces. Rated to 250° F. Inlet port is 3/8" FPT. Pressures vary.



Part No.	Diameter	Wheels	Pressure	Wt.
MM 78285	8"	No	5,000 PSI	7 lbs.
MM 78287	12"	No	5,000 PSI	8 lbs.
MM 78290	8"	Yes	4,000 PSI	9 lbs.

Call Toll Free For Prices

Steam Surface Cleaners With Vacuum Recovery

Specially designed **Mosmatic Surface Cleaners** that are rated for steam service. A great way to degrease, disinfect or sterilize walls and floors. Stainless steel construction with Polyamide casters rated for food service use as well as many industrial cleaning applications. Vacuum recovery port is designed to be used with your existing vacuum to recover and dispose of waste water and debris. Rated to 300 PSI and 350° F. Inlet port is 3/8" FPT. Rotor nozzles are included.

No. 78094 is 8" diameter with (3) caster wheels and handle. *(Trigger steam gun and wand extension not included).*

No. 78194 is 12" diameter with (3) caster wheels and wand extension. *(Trigger steam gun is not included).*



Part No.	Diameter	Wheels	Pressure	Wt.
MM 78094	8"	Yes	300 PSI	6 lbs.
MM 78194	12"	Yes	300 PSI	9 lbs.


Call Toll Free For Prices



Aqua Models

With Integrated Venturi System

The **Aqua Cleaners** are a unique 12" or 21" diameter unit with the Integrated Venturi System. This design recovers dirty water and debris "without" the need for an external vacuum. Stainless steel construction. Rated to 250° F. Includes wand extension, caster wheels, trigger handle, discharge cuff. 3/8" FPT inlet.



78293

80789

1-1/2" Discharge Fitting

Discharge Hose Not Provided


Part No.	Diameter	Wheels	Pressure	Wt.
MM 78293	12"	Yes	4,000 PSI	13 lbs.
MM 80789	21"	Yes	5,000 PSI	44 lbs.

Call Toll Free For Prices

* Designed with Venturi Recovery System that eliminates the need for a vacuum.

Professional Series

The **Professional Series** with vacuum recovery are available in 21" or 30" sizes. All models feature stainless steel construction, dual handles, (1) *trigger wand, (1) supply hose from wand to pan, and (4) adjustable caster wheels. **21" Models** come with (2) 1503 nozzles, **30" Models** come with (3) 1503 nozzles. Rated to 5,000 PSI or 7300 PSI. *(Note: 30" models have large vacuum requirements, check before ordering).*



80785 & 80389

80784 & 80189

Part No.	Diameter	Wheels	Pressure	Wt.
MM 80784	21"	Yes	5,000 PSI	36 lbs.
MM 80189	* 21"	Yes	7,300 PSI	37 lbs.
MM 80785	30"	Yes	5,000 PSI	50 lbs.
MM 80389	* 30"	Yes	7,300 PSI	52 lbs.

Call Toll Free For Prices

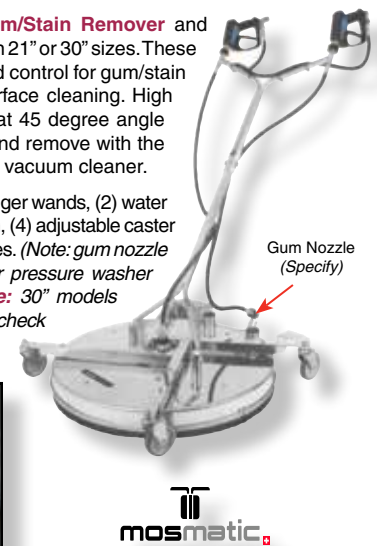
* Trigger handle & spray nozzles are not included on 7,300 models, must be ordered separately to match pressure washer.

Professional Series

With Gum/Stain Remover

Professional Series with Gum/Stain Remover and vacuum recovery are available in 21" or 30" sizes. These models feature a separate wand control for gum/stain cleaning as well as normal surface cleaning. High pressure gum nozzle impacts at 45 degree angle to cut and lift gum and stains and remove with the vacuum recovery port and your vacuum cleaner.

Includes dual handles with (2) trigger wands, (2) water supply hoses from handles to pan, (4) adjustable caster wheels and 1503 spray bar nozzles. *(Note: gum nozzle orifice must be matched to your pressure washer and is ordered separately. Note: 30" models have large vacuum requirements, check before ordering).*



Gum Nozzle (Specify)



Part No.	Diameter	Plate	Wheels	Pressure	Wt.
MM 80786	21"	Yes	Yes	5,000 PSI	44 lbs.
MM 80788	30"	Yes	Yes	5,000 PSI	59 lbs.
MM 29102	#3 Gum/Stain Remover Nozzle & Orifice			5,000 PSI	1 lb.
MM 29103	#4 Gum/Stain Remover Nozzle & Orifice			5,000 PSI	1 lb.
MM 29119	#5 Gum/Stain Remover Nozzle & Orifice			5,000 PSI	1 lb.

Call Toll Free For Prices