

Oil Catch Mufflers

Oil Catch Mufflers are designed to quiet vacuum pump noise and capture pump oil. These units combine both functions into one unit.

Horizontal Mufflers feature mounting feet that allow for direct mount to truck frames.

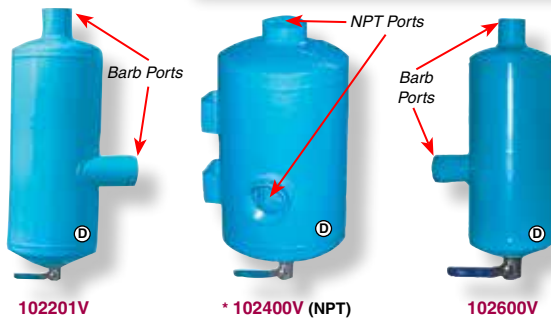

Vertical Mufflers feature a unique cyclone intake and air baffle system.

1" Drain valve is also a standard feature on all units. Models below are built with 2", 3" or 4" O.D. fittings. (*Male NPT fittings are also available if required*).

Horizontal Dimensions: 25-1/2" L x 14" W x 16" H on 3" and 32" L x 16" W x 18" H on 4" units.

Vertical Dimensions: 6" L x 7-1/2" W x 17" H on 2" and 12" L x 12" W x 34" H on 3" and 4" units.

No. 102400V features 3" female NPT top and side ports. Dimensions on this model are 12" L x 12" W x 22" H.



Part No.	Type	Size	CFM	Wt.
CB 10100MH	Horizontal	3"	350	56 lbs.
CB 10105MH	Horizontal	4"	520	90 lbs.
CB 102201V	Vertical	2"	130	15 lbs.
CB 102400V	Vertical	* 3"	400	50 lbs.
CB 102600V	Vertical	3"	600	59 lbs.
CB 102601V	Vertical	4"	600	61 lbs.

CALL for CURRENT PRICING

Secondary Shutoffs

Heavy-Duty Plastic Construction

Heavy-Duty, Nylon Secondary Shutoffs for vacuum applications. Available with 2" or 3" barbs. Rated to 70 PSI. Standard with 3/4" drain valve. Clear bowl design for easy viewing.



Part No.	Size	CFM	Wt.	Net Ea.
CB 1047	2"	247	9 lbs.	\$ 190.00
CB 1148	3"	353	9 lbs.	240.00

Final Filters



Mild Steel Final Filters for vacuum applications. Increase the vane life of your pumps. 50 Mesh, stainless filter element can handle high heat applications. Available in 2" to 6" sizes.

Part No.	Size	CFM	Wt.
CB 1007-1003	3" FPT	400	31 lbs.
CB 1007-7	6" MPT	700	55 lbs.

CALL for CURRENT PRICING



Accessories

Oil Catch Mufflers are designed to capture oil and muffle exhaust as it exits the pump.

MF3 is rated up to 40 cfm. Construction is steel.

MF3612 is rated to 200 cfm. Construction is aluminum.



Part No.	Ports	Max. CFM	Wt.
CO MF3	1"	40	15 lbs.
CO MF3612	1-1/2"	200	25 lbs.



M1SS
Secondary
Moisture
Trap


Secondary Moisture Trap is designed to remove moisture and debris that may get past the primary shut-off.

M1SS features 1-1/2" FPT ports and stainless steel construction. Rated up to 250 cfm.

Part No.	Ports	Max. CFM	Wt.
CO M1SS	1-1/2"	200	23 lbs.

Primary Shutoffs (Low Profile)

Compact, Heavy-Duty Primary Shutoffs minimize overall vacuum tank height, (*only 7-1/4" high*). Positive shutoff with 6" stainless steel ball. Easy access for quick clean out. Zinc-plated hardware. Steel weldable base is 12-1/4" O.D. Neck length is 6".



104901

Part No.	Type	Neck	CFM	Wt.
CB 104900	* 3" Tube	6"	385	60 lbs.

* Can be Converted to 3" MPT with Weld Nipple.

CALL for CURRENT PRICING

Secondary Shutoffs



1151

1014-0901

Mild Steel Secondary Shutoffs for vacuum trucks and tanks. Easy access design.

Standard Features Include: 4" Stainless ball • Rubber seat • 2" Sight glass on 3" units only • 1" Drain valve • Gauge Fitting (*gauge not included*). Available in 2" O.D., 2 gallon or 3" O.D., 5 gallon sizes.

Dimensions:

2 Gallon: 9" L x 9" W x 18" H.

5 Gallon: 10-1/2" L x 10-1/2" W x 26" H.

Part No.	Opening	CFM	Wt.
CB 1151	2"	130	21 lbs.
CB 1014-0901	3"	350	40 lbs.

CALL for CURRENT PRICING

