


Manway Hatches


Heavy-Duty Manway Hatches for vacuum tanks. Available in 12" or 20" diameter (*other sizes also available*). Steel construction features 1/4" weldable base. Neck lengths are 6" or 12" deep. Lids are standard with gasket and wing nuts. *Stainless and aluminum hatches also available - Call for Pricing.*



| Part No. | Size | Neck | Wt. | Net Ea. |
|------------------|-------------------------------|------|----------|-----------|
| CB 10150H | 12" | 6" | 40 lbs. | \$ 191.00 |
| CB 10154H | 12" | 12" | 58 lbs. | 251.00 |
| CB 10170H | 20" | 6" | 74 lbs. | 251.00 |
| CB 10174H | 20" | 12" | 100 lbs. | 339.00 |
| CB 1010-0100 | Plated Wing Nut Assembly | | | 19.80 |
| CB 1010-0100-316 | Stainless Wing Nut Assembly | | | 43.50 |

**CALL
for
CURRENT
PRICING**

3-Shaft Gear Boxes



Heavy-Duty, 3-Shaft Gear Boxes are made to accommodate CW or CCW rotation of vacuum pumps. Features Bi-rotational angle drive, heavy gears and 1" or 1-1/4" shafts. 1-1 ratio models are shown, but 1-1.5 and 1-2 ratios are also available.

| Part No. | Shaft | Wt. |
|----------|--------|---------|
| CB 1009 | 1" | 13 lbs. |
| CB 1006 | 1-1/4" | 29 lbs. |

**CALL
for
CURRENT
PRICING**

DuckBill Nozzles

Aluminum DuckBill Nozzles are available with either 2", 3" or 4" lever coupling. Nozzle base is 17" wide. Heavy duty, yet lightweight.

| Part No. | Size | Wt. |
|----------|------|----------|
| CB 20DB | 2" | 7 lbs. |
| CB 30DB | 3" | 7.5 lbs. |
| CB 40DB | 4" | 8.5 lbs. |



Suction Wand/Valve Assembly

Great Tool for Clean Out of Portable Toilets. 2" Full port ball valve with easy carry handle. Male aluminum camlock on inlet for quick hook-up to your suction hose. 30" Schedule 80 PVC suction pipe mounted at 45° angle for ease of use.



| Part No. | Description |
|-----------|--------------------------------|
| DU 200SVA | 2" Suction Wand Assembly |

Air Pressure Relief Valves

- For Vacuum Tanks & Pumper Trucks
- Brass
- Sizes from 1-1/4" to 2" MNPT
- Air Rating from 155 to 300 CFM
- Fully Adjustable



| Part No. | Size | Max. CFM | Wt. |
|----------|--------|----------|--------|
| CB 1048 | 1-1/4" | 155 | 2 lbs. |
| CB 1049 | 1-1/2" | 230 | 2 lbs. |
| CB 1050 | 2" | 300 | 3 lbs. |

Vacuum Relief Valve




- For Vacuum Tanks & Pumper Trucks
- Adjustable
- Durable Brass Construction
- Port is 1-1/2" MNPT
- Rated to 370 cfm
- 4" - 18" Vacuum Rating

| Part No. | Size | Max. CFM | Wt. |
|----------|--------|----------|--------|
| CB 1035 | 1-1/2" | 370 | 1 lbs. |

Vacuum/Pressure Tree

Now you can have your vacuum relief valve, pressure relief valve and pressure gauge in one assembly for easy access and viewing. Tree and hose barbs are aluminum construction. Relief valves are brass. Available in 2", 3" or 4" in aluminum tree only or complete as shown.



| Part No. | Description | Size | Wt. |
|--------------|-----------------------|------|--------|
| CB 1097-1000 | Vacuum Tree Only..... | 2" | 8 lbs. |
| CB 1097-1002 | Vacuum Tree Only..... | 3" | 8 lbs. |
| CB 1097-1004 | Vacuum Tree Only..... | 4" | 8 lbs. |
| CB 1097-1005 | Vacuum Tree Complete | 4" | 8 lbs. |

**CALL
for
CURRENT
PRICING**

