




## Jurop PN Series Vacuum Pumps

Used Mainly on Slurry Tankers or Suction Units at Intermittent Use

**High Quality PN Series Vacuum Pumps from Jurop.** This pump series is mainly used on slurry tankers or suction units at intermittent use.

**Standard Features Include:** Change-over valve for vacuum or pressure • Oil pump and reservoir for forced lubrication • Air cooled design • Rated from 900 - 1300 RPM, (540 RPM models also available) • 95% Efficient • Maximum vacuum to 27-1/2" • Heat resistant valves • 1-3/8" Drive shaft • (2) 3" Swivel elbows • 21 PSI pressure output (intermittent).



PN58

**PN23** is designed for 0-1000 gallon standard duty applications.

**PN58** and **PN84** models are designed for 1000-2500 gallon standard duty applications.

Part No.		Free CFM	Max. PSI	HP Required	Wt.
CB PN23-CW	Pump, Clockwise	92	21	4-1/2	117 lbs. \$
CB PN23-CCW	Pump, Counter Clockwise	92	21	4-1/2	117 lbs.
CB PN58	Pump, Clockwise	230	21	9	225 lbs.
CB PN58-CCW	Pump, Counter Clockwise	230	21	9	225 lbs.
CB PN84-CW	Pump, Clockwise	317	21	15	254 lbs.
CB PN84-CCW	Pump, Counter Clockwise	317	21	15	254 lbs.
CB 1893000225	Complete Repair Kit, PN23	.....			
CB 1893000245	Complete Repair Kit, PN58	.....			
CB 1893000260	Complete Repair Kit, PN84	.....			

**CALL for CURRENT PRICING**

Pump Packs Shown on Following Pages



## Jurop R Series Vacuum Pumps

Designed for 2,000 to 6,000 Gallon Heavy Duty Applications

High Quality R Series Vacuum Pumps from Jurop


**Standard Features Include:** Automatic lubrication • Continuous duty pumping at 18" vacuum • Ballast port cooling • Heat resistant Kevlar Valves • Built-in oil reservoir • 21 PSI intermittent pressure output • 900-1200 RPM • Change-over valve for vacuum or pressure • 27-1/2" Vacuum rating • 1-3/8" shaft • (2) 3" Swivel elbows.

**R Models** are designed for 2000-6000 gallon heavy duty applications.

Part No.		Free CFM	HP Required	Wt.
CB R260-CCW	Pump Only, Counter Clockwise	363	18	397 lbs.
CB R260-CW	Pump Only, Clockwise	363	18	397 lbs.
CB 1893000320	Complete Rebuild Kit	.....		

**CALL for CURRENT PRICING**

Pump Packs Shown on Following Pages



R260


## Jurop LC Series Vacuum Pumps

Designed for Continuous Duty at Deep Vacuum

High Quality LC Series Vacuum Pumps from Jurop

**Standard Features Include:** Water cooled from truck engine • Automatic oil lubrication • Built-in filter • 27" Maximum vacuum (25" continuous) • 29 PSI intermittent pressure output • 1000-1300 RPM • Change-over valve for vacuum or pressure • 1-3/8" shaft • (2) 3" Swivel elbows.

**LC Models** are designed for 2000-8000 gallon heavy duty applications.



LC300

LC420

Pump Packs Also Available Call for Pricing!

Part No.		Free CFM	HP Required	Wt.
CB LC300-CCW	Pump Only, CCW	300	17	430 lbs.
CB LC300-CW	Pump Only, CW	300	17	430 lbs.
CB LC420-CCW	Pump Only, CCW	425	23	462 lbs.
CB LC420-CW	Pump Only, CW	425	23	462 lbs.
CB 1893000450	Complete Rebuild Kit, LC300	.....		
CB 1893000440	Complete Rebuild Kit, LC420	.....		

**CALL for CURRENT PRICING**

## Vacuum Pump Oil



Part No.	Description
CB 150-1	Vacuum Pump Oil, 1-Gallon Jug, Non-Scented, 30Wt, All Season Blend ...
CB 150-35	Vacuum Pump Oil, 3.5-Gallon Jug, Scented, 30Wt, All Season Blend .....

CONTACT US FOR ALL YOUR BALL & CHECK VALVE NEEDS!



OMAHA, NEBRASKA 1-800-228-9666  
 DAVENPORT, IOWA 1-800-553-6975  
 FAX: 1-402-333-5546 FAX: 1-563-386-5448

www.dultmeier.com