

NEW Saniforce FG Series Food Grade


Graco's SaniForce FG Series product line boasts an air-operated double diaphragm (AODD) sanitary pump for applications that require quick knock-down design, easy cleaning, and economical upfront investment. The SaniForce FG line is ideal for general food processing and personal care markets. Ideal for low to medium viscosity materials. The overmolded diaphragm design is available on SaniForce FG Models: 515, 1040, 1590, and 2150. Standard with Tri-clamp connections but DIN Sanitary connections available. Standard with 125Ra finish on fluid contact surfaces. FG Series/FDA Pumps have tri-clamp fittings 1-size up from the fluid line size. **SF515** is a 1/2" fluid line pump with 1" tri-clamp ports.

- Overmolded diaphragm* plate with PTFE on the fluid side and EPDM on the air side means there is no place for bacteria to hide – this diaphragm design is recommended for 100% Clean In Place (CIP) requirements.
- Overmolded design allows for longer diaphragm life in abrasive applications that still call for chemical resistance of PTFE.
- No exposed diaphragm plate on the fluid side means greater longevity and wear life of diaphragms.
- One-person serviceability.

* Overmolded diaphragm is not available on every model




Saniforce 515 - 1IN Ports
.094IN Max Solids
16 GPM Max
28 SCFM Max



Saniforce 1040 - 1.5IN Ports
.125IN Max Solids
41 GPM Max
50 SCFM Max



Saniforce 1590 - 2IN Ports
.1875IN Max Solids
100 GPM Max
130 SCFM Max



Saniforce 2150 - 2.5IN Ports
.25IN Max Solids
160 GPM Max
175 SCFM Max

Part No. Description

GY SF515	1IN Tri-Clamp Saniforce AODD Pump, 316SS Body/Seat, PTFE 2-Pc Diaphragm	Max Flow (GPM)	Max Pressure	Max SCFM
GY SF1040	1.5IN Tri-Clamp Saniforce AODD Pump, 316SS Body/Seat, PTFE 2-Pc Diaphragm	16	100	28
GY SF1040A	1.5IN Tri-Clamp Saniforce AODD Pump, 316SS Body/Seat, PTFE 2-Pc Overmold Diaphragm	41	120	50
GY SF1590	2IN Tri-Clamp Saniforce AODD Pump, 316SS Body/Seat, PTFE 2-Pc Diaphragm	41	120	50
GY SF1590A	2IN Tri-Clamp Saniforce AODD Pump, 316SS Body/Seat, PTFE 2-Pc Overmold Diaphragm	100	120	130
GY SF2150	2.5IN Tri-Clamp Saniforce AODD Pump, 316SS Body/Seat, PTFE 2-Pc Diaphragm	100	120	130
		160	120	175



NEW Saniforce 2.0 HS Series - High Sanitary Grade

Graco's SaniForce 2.0 HS Series boasts several upgrades for High Sanitation applications. Some HS models are available in 3-A certification standards – call for details. SaniForce 2.0 models come standard with stands for stringent cleaning requirements. Large Particle pumps like the HS3150 and HS4150 are ideal for poultry processing where necks and keels are required to pass through the pump. Standard with Tri-Clamp ports but DIN connections are available – call for details. HS Series fluid lines match tri-clamp port sizes. **SF2-1040** is a 1" fluid line pump with 1" tri-clamp ports.

- Large Particle Flapper Design available on 1590, 3150, 4150 models – Up to 3.8IN Diameter Particle passage – call for details.
- Ideal for high care food and personal/cosmetic applications.
- Constructed of Polished 316L Stainless steel.
- Built-in Stands for High Sanitation Requirements.
- Overmolded diaphragm* plate with PTFE on the fluid side and EPDM on the air side means there is no place for bacteria to hide – this diaphragm design is recommended for 100% Clean In Place (CIP) requirements.

* SaniForce 2.0 HS 1590 and 3150 are available with the overmolded diaphragm design.

Saniforce 2.0 - 1040 - 1IN Ports
.44IN Max Solids
41 GPM Max
65 SCFM Max



Saniforce 2.0 - 3150 - 3IN Ports
2.46IN Max Solids
150 GPM Max
220 SCFM Max



Saniforce 2.0 - 1590 - 1.5IN Ports
.5IN Max Solids
90 GPM Max
150 SCFM Max
Optional Muffler Shown



Saniforce 2.0 - 2150 - 2IN Ports
.5IN Max Solids
180 GPM Max
200 SCFM Max



Saniforce 2.0 - 3250 - 3IN Ports
.75IN Max Solids
250 GPM Max
290 SCFM Max
Optional Muffler Shown

Part No. Description

GY SF2-1040	1IN Tri-Clamp Saniforce 2.0 AODD Pump, 316SS Body/Seat, PTFE 2-Pc Diaphragm	Max Flow (GPM)	Max Pressure	Max SCFM
GY SF2-1590*	1.5IN Tri-Clamp Saniforce 2.0 AODD Pump, 316SS Body/Seat, PTFE Overmold Diaphragm	41	120	65
GY SF2-2150	2IN Tri-Clamp Saniforce 2.0 AODD Pump, 316SS Body/Seat, PTFE 2-Pc Diaphragm	90	120	150
GY SF2-3250	3IN Tri-Clamp Saniforce 2.0 AODD Pump, 316SS Body/Seat, Santo 2-pc Diaphragm	180	120	200
GY SF2-3150*	3IN Tri-Clamp Saniforce 2.0 AODD Pump, 316SS Body/Seat, EPDM Overmold Diaphragm	250	100	290
		130	120	220