

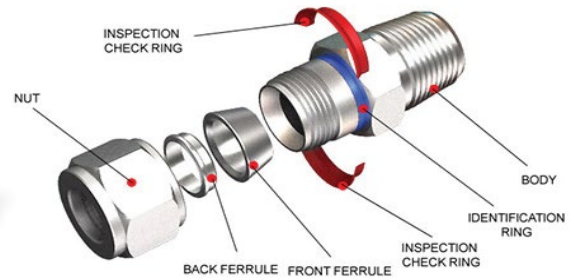


SuperLok I-Fittings — Compression Tube Fittings —

Stainless Steel Superlok I-Fittings provide a reliable, leak-proof seal under severe conditions and applications. Ideal for use with various kinds of tubing, including steel, copper and stainless. An ideal choice for fluid and solutions transfer, vacuum applications, gases, high temperatures, vibration, pulsation and more. All fittings are 316SS construction and can be easily and quickly assembled without any special tools. Rated to full pressures at 200° F. or reduced pressures up to 1200° F.

Patented I-Fitting design virtually eliminates over-tightening due to a patented inspection ring on every fitting that breaks off when correct torque setting has been reached. No special tools or gauges are required. All fittings are interchangeable with other common brands such as *Parker, Swagelok, and DK Lok.*

1/4" O.D. Fittings are Rated to 10,200 PSI at 200° F.
3/8" O.D. Fittings are Rated to 6,500 PSI at 200° F.
1/2" O.D. Fittings are Rated to 6,500 PSI at 200° F.
5/8" O.D. Fittings are Rated to 5,800 PSI at 200° F.
3/4" O.D. Fittings are Rated to 5,800 PSI at 200° F.



Straight Union (Tube x Tube)



Part No.	Tube O.D.	Tube O.D.
MA SUI4	1/4"	1/4"
MA SUI64	3/8"	1/4"
MA SUI6	3/8"	3/8"
MA SUI86	1/2"	3/8"
MA SUI8	1/2"	1/2"
MA SUI10	5/8"	5/8"
MA SUI128	3/4"	1/2"
MA SUI12	3/4"	3/4"


Part No.	Tube O.D.	MPT Size
MA SMC144N	1/4"	1/4"
MA SMC146N	1/4"	3/8"
MA SMC164N	3/8"	1/4"
MA SMC166N	3/8"	3/8"
MA SMC168N	3/8"	1/2"
MA SMC186N	1/2"	3/8"
MA SMC188N	1/2"	1/2"
MA SAUI88U	1/2"	*1/2"
MA SMC1108N	5/8"	1/2"
MA SMC1128N	3/4"	1/2"
MA SMC11212N	3/4"	3/4"

* 1/2" Male JIC

Male Connector (Tube x MPT)



Female Connector (Tube x FPT)



Part No.	Tube O.D.	FPT Size
MA SFC144N	1/4"	1/4"
MA SFC146N	1/4"	3/8"
MA SFC164N	3/8"	1/4"
MA SFC166N	3/8"	3/8"
MA SFC168N	3/8"	1/2"
MA SFC186N	1/2"	3/8"
MA SFC188N	1/2"	1/2"
MA SFC1128N	3/4"	1/2"
MA SFC11212N	3/4"	3/4"

90° Union Elbow (Tube x Tube)

Part No.	Tube O.D.	Tube Size
MA SUE14	1/4"	1/4"
MA SUE16	3/8"	3/8"
MA SUE18	1/2"	1/2"
MA SUE110	5/8"	5/8"
MA SUE112	3/4"	3/4"



90° Male Elbow (Tube x MPT)



Part No.	Tube O.D.	MPT Size
MA SME144N	1/4"	1/4"
MA SME146N	1/4"	3/8"
MA SME166N	3/8"	3/8"
MA SME168N	3/8"	1/2"
MA SME186N	1/2"	3/8"
MA SME188N	1/2"	1/2"
MA SME1108N	5/8"	1/2"
MA SME1128N	3/4"	1/2"
MA SME11212N	3/4"	3/4"

90° Female Elbow (Tube x FPT)

Part No.	Tube O.D.	Tube Size
MA SFE144N	1/4"	1/4"
MA SFE166N	3/8"	3/8"
MA SFE188N	1/2"	1/2"
MA SFE11212N	3/4"	3/4"




Union Tee (Tube x Tube x Tube)



Part No.	Tube O.D.
MA SUT14	1/4"
MA SUT16	3/8"
MA SUT18	1/2"
MA SUT110	5/8"
MA SUT112	3/4"

Branch Tee (Tube x MPT x Tube)

Part No.	Tube O.D.	MPT Size
MA SMBT144N	1/4"	1/4"
MA SMBT166N	3/8"	3/8"
MA SMBT188N	1/2"	1/2"



Cross (All Tube)

Part No.	Tube O.D.
MA SUC14	1/4"
MA SUC16	3/8"
MA SUC18	1/2"

Cap (Tube)

Part No.	Tube O.D.
MA SC14	1/4"
MA SC16	3/8"
MA SC18	1/2"



Ball Valves (Tube x Tube)



SBV210IS - 1,000 PSI



SBV120H
3,000 PSI

Part No.	Tube O.D.	Max. PSI
MA SBV210IS4	1/4"	1,000
MA SBV210IS6	3/8"	1,000
MA SBV210IS8	1/2"	1,000
MA SBV210IS12	3/4"	1,000
MA SBV120H4	1/4"	3,000
MA SBV120H6	3/8"	3,000
MA SBV120H8	1/2"	3,000
MA SBV120H12	3/4"	3,000

Check Valves (Tube x Tube)

Part No.	Tube O.D.	Max. PSI
MA SHCV1S4	1/4"	6,000
MA SHCV2S6	3/8"	6,000
MA SHCV2S8	1/2"	6,000
MA SHCV3S12	3/4"	6,000

10 PSI Spring

