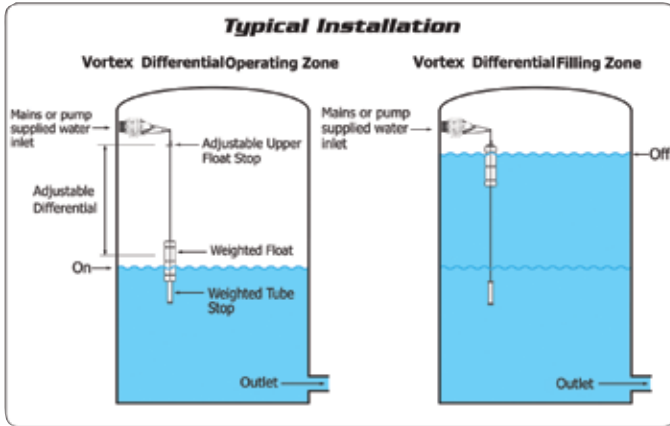


Float Valves


Jobe Differential Float Valves

These unique valves are designed to maintain water levels in storage tanks, cisterns or irrigation applications. Eliminates constant stop/start of pumps or water systems. As tanks empty, the weighted float travels down the cord until it hits the bottom stop, the valve then opens giving in full water flow. Float rises to top stop and shuts off valve as water level rises.



Features:

- Corrosion-Resistant Materials
- High Flow Rates
- Adjustable Stop & Start Levels
- Reduces Pump Operation
- Fits Almost Any Type of Tank
- Rated from 15 to 150 PSI



Part No.	Inlet	Maximum Flow
JO TPVD20DLT	3/4" MPT	55 GPM
JO TPVD1DLT	1" MPT	75 GPM
JO VXVD112	1-1/2" MPT	140 GPM
JO VXVD2	2" MPT	140 GPM



KerickValve PVC Float Valves

Non-corrosive, heavy duty PVC float valves. Very cost effective alternatives to stainless steel and non-corrosive alternatives to brass level controls. Chemical resistant Santoprene rubber disc seals and 18-8 stainless hardware. All valves up through 1" include jam nut and sealing washer for bulkhead or standard mounting. Simple design means few parts ever need to be replaced. Rated to 100° F. NSF rated.

KerickValve Mini Series PVC Valves

Mini Series PVC float valves have a small compact design. Valves are complete with adjustable arm and polyethylene float. Rated to 1.5 GPM at 60 PSI. Can be mounted vertical or horizontal. Available in 1/4" through 1/2" MPT ports.

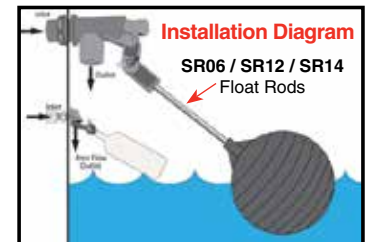


Part No.	Size	Flow @ 60 PSI
RB MA2S2	1/4" MPT	1.5 GPM
RB MA3P2	3/8" MPT	1.5 GPM
RB MA052	1/2" MPT	1.5 GPM



Standard Series PVC Valves

Standard Series PVC float valves include adjustable arm and screw but float ball and rod must be ordered separately. Valves are standard with MPT inlet and outlet ports. 3/8" through 1" valves include sealing washer and jam nut for bulkhead or regular mounting. 1-1/4" and 1-1/2" valves are regular mount design, (no bulkhead option). Chemical-resistant Santoprene disc seal and 18-8 stainless hardware are included on all sizes.



PT3838 / PT0505



PT75SS / PT100SS

VALVES

Part No.	Size	Flow
RB PT3838	3/8" MPT	8 GPM @ 60 PSI.....
RB PT0505	1/2" MPT	8 GPM @ 60 PSI.....
RB PT75SS	3/4" MPT	37 GPM @ 60 PSI.....
RB PT100SS	1" MPT	69 GPM @ 60 PSI.....
RB PS125SS	1-1/4" MPT	145 GPM @ 50 PSI.....
RB PS150SS	1-1/2" MPT	145 GPM @ 50 PSI.....



PS125SS / PS150SS



PF45, PF06, PF08
Float Balls

ACCESSORIES

Part No.	Description
RB PF45	4" Poly Float for 3/8" & 1/2" Large Valves.....
RB PF06	6" Poly Float for 3/4" & 1" Large Valves.....
RB PF08	8" Poly Float for 1-1/4" & 1-1/2" Large Valves.....
RB SR06	1/4" x 6" Stainless Float Rod for 3/8" & 1/2" Valves.....
RB SR12	1/4" x 12" Stainless Float Rod for 3/4" & 1" Valves.....
RB SR14	5/16" x 14" Stainless Float Rod for 1-1/4" & 1-1/2" Valves.....