


Brass Gate Valves

Brass Gate Valves with non-rising stem, screwed bonnet, solid wedge disc and full flow. For general service on water, steam, oil and gas lines. Up to 200 PSI non-shock cold water, oil or gas lines. Inlets: FPT.


Part No.	FPT Ports	Max. PSI
TW GV-1/2	1/2"	200
TW GV-3/4	3/4"	200
TW GV-1	1"	200
TW GV-1-1/4	1-1/4"	200
TW GV-1-1/2	1-1/2"	150
TW GV-2	2"	150
TW GV-2-1/2	2-1/2"	125
TW GV-3	3"	125
TW GV-4	4"	125



QUANTITY DISCOUNTS AVAILABLE

Stainless FPT Gate Valves

- Investment Cast Stainless Body, 316SS
- Non-Rising Stem
- Solid Wedge Disc; Screwed Bonnet
- PTFE (Teflon) Stem Packing & Seal
- Aluminum Handwheel
- 200 PSI Working Pressure (WOG)
- Maximum Temperature is 350° F.



Part No.	Description
EV SSGV50	1/2" FPT Stainless Gate Valve
EV SSGV75	3/4" FPT Stainless Gate Valve
EV SSGV100	1" FPT Stainless Gate Valve
EV SSGV125	1-1/4" FPT Stainless Gate Valve
EV SSGV150	1-1/2" FPT Stainless Gate Valve
EV SSGV200	2" FPT Stainless Gate Valve
EV SSGV300	3" FPT Stainless Gate Valve

Ductile Iron Flanged Gate Valves



- Designed for Potable Water Lines, Irrigation Systems & Other Uses (**Water Only**)
- Non-Rising Stem Design for Compact Spaces
- Coated Bodies (AWWA, C-550 & FDA Compliant)
- Ductile Iron Wedge (ASTM A536, Gr. 65-45-12) with EPDM Coating
- EPDM Elastomers (FDA Approved)
- Bronze Stem (ASTM B584, CDA 862)
- 250 PSI W.P. & 140° F. Maximum Temperature
- 125# Flange Ends (ANSI/ASME B16.1)

Part No.	Description
WS 8461	2-1/2" DI Flanged Gate Valve
WS 8462	3" DI Flanged Gate Valve.....
WS 8463	4" DI Flanged Gate Valve.....
WS 8464	6" DI Flanged Gate Valve.....
WS 8465	8" DI Flanged Gate Valve.....
WS 8466	10" DI Flanged Gate Valve.....



SERVICE & REPAIRS

Did you know?

We can service almost every brand of pump we sell in our catalog.


Call us at 1-800-228-9666 (Omaha, NE) for a quote!

Dry Break Flush Face Couplings

Polypropylene and Stainless Steel

FOR

- Pesticides
- Herbicides
- Fungicides
- Insecticides



SPECIFICATIONS	1" Poly	1" S.S.
PSI	150	2000
GPM	30	50
Spill ML	1.0	.250

Dry Disconnect Couplings virtually eliminate fluid loss on disconnect and allow easy reconnection. They are designed to meet the demand for closed transfer systems with minimal environmental contamination. The push-to-connect design and flush valving enables easy use and cleaning. Available in polypropylene and stainless.

Specifications: Seals are FKM • Operating temperature is 40° F. to 140° F. (Stainless is -15° to 400° F.). • Stainless internals • Coupler and Nipple are date coded for removal before date shown • Special threaded nipples available for bulk tank connection.

Part No.	Description
TK DPCMT100	1" FPT x 2" MPT Threaded Poly Nipple
TK DPCM100	1" Poly Nipple
TK DPCF100	1" Poly Coupler.....
PA FS1001-16FP	1" S.S. Coupler.....
PA FS1002-16FP	1" S.S. Nipple



Stainless Dry Break Valves

1" • 1-1/2" • 2" Sizes

CONSTRUCTION:

- 316 Stainless Steel Construction
- FKM, EPDM Face Seals
- 100% Teflon Ball Seats
- BSP Threaded Available

Built In Safety Features:

Prevents accidental spills and exposure. When liquid is flowing, halves cannot be uncoupled without turning handles to closed position. When halves are apart, handles cannot be turned to open position.



Male & Female shown coupled together. Each half sold separately.

Part No.	Description
TK DM100ASS	1" Male Half, NPT, Teflon
TK DM100DSS	1" Female Half, NPT, FKM
TK DM100DSSE	1" Female Half, NPT, EPDM
TK DM150ASS	1-1/2" Male Half, NPT, Teflon
TK DM150DSS	1-1/2" Female Half, NPT, FKM
TK DM150DSSE	1-1/2" Female Half, NPT, EPDM
TK DM200ASS	2" Male Half, NPT, Teflon
TK DM200DSS	2" Female Half, NPT, FKM
TK DM220DSSE	2" FP Female Half, NPT, EPDM

Polypropylene Dry Break Couplers

Prevents Accidental Spills and Exposure



Shown with FPT Connections

Viton® is a registered trademark of DuPont Performance Elastomers



Features:

- Unrestricted 1-1/2" or 2" flow
- Minimal fluid spillage
- Cannot be uncoupled in open position
- 100 PSI @ 70° F.
- FKM Seals/Teflon Seats (Kalrez available).
- 316 Stainless Cams
- Dust Covers Included.

Part No.	Description	Flow
TK DM150A	1-1/2" Male Adapter x 1-1/2" FPT...	1-1/2"
TK DM150D	1-1/2" Female Coupler x 1-1/2" FPT	1-1/2"
TK DM200A	2" Male Adapter x 2" FPT	1-1/2"
TK DM200D	2" Female Coupler x 2" FPT	1-1/2"
TK DM200ACF	2" Male Adapter x 2" Flange	1-1/2"
TK DM200DCF	2" Female Coupler x 2" Flange	1-1/2"
TK DM220A	2" FP Male Adapter x FPT.....	2"
TK DM220D	2" FP Female Coupler x FPT.....	2"