


Polypropylene Centrifugal Pumps

Hypro's Polypropylene Centrifugal Pumps ensure long life because of their excellent corrosion resistant characteristics. The lightweight polypropylene pump is the **first choice for handling acid based fertilizers**. All parts in contact with the fluid pumped are manufactured of 30% glass-filled polypropylene. 1-1/2" x 1-1/4" FPT; Carbon-Ceramic Viton® Mechanical Seal.

PTO - GEAR DRIVEN 540 or 1000 RPM

The proven, smooth-running gear mechanisms used in Hypro's standard 9000 Series pumps are utilized for increasing PTO speed. Gears are safely enclosed in the factory lubricated case. Available in a Gear Driven 1" Solid Shaft with 1-3/8" PTO spline (9006PO-6 spline; 9008PO-21 spline). CCW rotation when facing shaft.




HYPRO®

Hydraulic Motor Driven (Not Shown)

HM3 For Large Open Center Systems
HM4 For Closed Center Systems

The Hypro hydraulic motor features a fixed displacement internal gear design for smooth operation. An internal by-pass needle valve regulates hydraulic oil flow to the gears. A double-lip Teflon shaft seal provides exceptional reliability even with high hydraulic back pressure. HM3 - 24 GPM Maximum Oil; 1/2" Ports
HM4 - 7 GPM Maximum Oil; 1/2" Ports
Use 2120-9 seal.



Pedestal Mount for Direct or Belt/Pulley Drive

HYPRO®

The pedestal mounted pump is designed for direct drive with an electric motor or belt and pulley drive with an electric motor or gas engine. It has a 7/8" Stainless Steel shaft with a 3/32" x 3/16" keyway. 1-1/2" x 1-1/4" Ports. 4200 RPM Max. **Note: Use 9203P-SR for Clockwise rotation.**

Part No.	Drive Style	Max. GPM	Wt.
HY 9006PO	540 RPM PTO	88	37 lbs.
HY 9008PO	1000 RPM PTO	94	37 lbs.
HY 9303PHM4	Hyd. Motor Driven	82	19 lbs.
HY 9203PS	Pedestal Mount	103	13 lbs.
HY 3430-0332	2120-9 Seal/O-Ring Kit (Hydraulic Pumps)		
HY 3430-0333	2120-11 Seal/O-Ring Kit (PTO Pedestal Pumps)		

Kits contain all normal wear parts except shafts & Impellers.



The Team at Dultmeier is Always ...

"The team at Dultmeier is always friendly and if I don't have a part # they are always helpful in getting me where I need to be to get my order completed. They seem to be as Johnny on the spot as receiving your order. If it is backordered doesn't seem to take terribly long to receive it. My experience with them has been pretty pleasant."

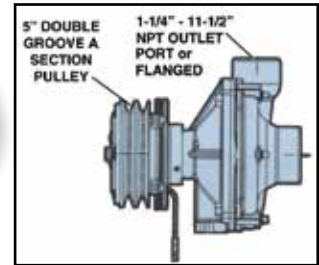
Stacey

Viton® is a registered trademark of DuPont Performance Elastomers

HYPRO® Mag Clutch Drive Pumps 316 Stainless & Cast Iron

Features:

- Pedestal Mount with DC Clutch Drive
- Ports: 1-1/4" x 1-1/2" FPT
- 200 x 2220 Universal Flange Connections on (U) on Some Models
- Temperatures to 140° F. / 4 Amp Draw on Clutch
- Nylon Impeller on Cast Iron & Polypropylene on Stainless
- Rotation CCW Facing Clutch End of Pump Shaft. CW on CR Models
- Viton® Seal on Cast Iron & Silicon Carbide on Stainless



RPM	40 PSI		60 PSI		100 PSI		120 PSI		140 PSI	
	GPM	HP	GPM	HP	GPM	HP	GPM	HP	GPM	HP
3600	92	5.0	50	3.7						
4200	115	7.7	98	7.1	56	5.3				
5000	138	12.6	130	12.2	118	11.6	88	9.9	45	7.2

Part No.	Connections	Material	Seal	Rotation	Wt.
HY 9263CC	1-1/4" x 1-1/2" FPT	Cast Iron	Viton®	CCW	23 lbs.
HY 9263CCR	1-1/4" x 1-1/2" FPT	Cast Iron	Viton®	CW	23 lbs.
HY 9263S-CB	1-1/4" x 1-1/2" FPT	Stainless	Silcarbide	CCW	23 lbs.
HY 9263S-CBR	1-1/4" x 1-1/2" FPT	Stainless	Silcarbide	CW	23 lbs.
HY 3430-0332	Viton® Seal Repair Kit				
HY 3430-0589	Silcarbide Seal Repair Kit				

Note: Silcarbide Seal Option is Available on Cast Iron Units (B).



Irrigation End Pivot Booster Pump

For Use On Center Pivot Systems

Highly Efficient End Pivot Booster Pumps from Scot Pump for a variety of center pivot irrigation systems.

Premium efficiency pump and motor provides higher flow rates with less horsepower than other brands.

Vertical mount minimizes overall footprint.

Cast iron pump with 304 stainless impeller and hardware, Viton® mechanical seal and seal flush vent line. 2-1/2" FPT inlet x 2" FPT discharge. Motors are premium efficiency and totally enclosed, fan cooled (TEFC) with epoxy coated aluminum construction, double sealed ceramic bearings, C-face drain, potted J-Box, stainless fan and drip covers. 3 Phase, 230/460V.



HP	100 GPM	150 GPM	200 GPM
2 HP	24 PSI	20 PSI	12 PSI
3 HP	40 PSI	37 PSI	12 PSI



Part No.	Description
SC EGB481-2-V	2 HP, 3 PH End Gun Pump, Viton®
SC EGB481-3-V	3 HP, 3 PH End Gun Pump, Viton® Seal