

Ag Trailer Chains



Trailer Safety Chains designed to meet the requirements of ANSI/SAE Standard S338.5. All chains come with latch-style grab hooks that will not separate from the towing vehicle. A permanent ID tag shows the gross vehicle pounds for which chain size is intended for use. **Made in USA.**

Part No.	Size	Rating	Wt.
PC 8607190	3/8" x 59"	20,200 lb.	9 lbs.
PC 8607578	1/2" x 70"	40,500 lb.	17 lbs.

Tow Chains

Binder Chains - Grade 70 • "Peer-Gold" Finish



With Grab Hook Each End

Part No.	Chain Size	Grade	Working Load-Lbs.	Wt.
PC 52623-533	3/8" x 20'	#70	6600	32 lbs.

Grade 43 & 70 Slip & Grab Hooks



GRAB

Much Stronger Than Ordinary Hooks: the pins are made of hi-strength steel and heat treated for use on "Hi-Test" chain. Install with screwdriver or pliers - eliminates connecting links.



SLIP

Part No.	GRAB HOOKS	Work Load	Std. Pkg.	Std. Pkg. DISCOUNT
MI M804L	1/4" GR43	2600	10	20%
MI M805T	5/16" GR70	5400	10	20%
MI M806T	3/8" GR70	7500	10	20%
MI M808L	1/2" GR43	9200	10	20%
SLIP HOOKS				
MI M904L	1/4" GR43	2000	10	20%
MI M905L	5/16" GR43	2900	10	20%
MI M906L	3/8" GR43	4000	10	20%
MI M908L	1/2" GR43	6500	10	20%

* 20% Discount for Standard Packs of 10

Slip Hooks with Safety Latch


Part No.	Chain Size	Grade	Work Load Limit (lbs.)	*Std. Pkg.	Std. Pkg. Discount
MI 66173	1/4"	70	2,750	10	20%
MI 66273	5/16"	43	2,900	10	20%
MI 66373	3/8"	70	5,400	10	20%
MI 66473	1/2"	70	9,000	10	20%

* 20% Discount for Standard Packs of 10



Grade 70

Chain Connecting Links



For quick, on the job repairs • Connecting log chains • Attaching chain hooks, ring swivels, fittings, etc. • Permanent or temporary use.

Part No.	Chain Size	Max. Working Load Limit In Pounds	Indust. Pack	Approx. Weight In Pounds
M605	1/4 or 5/16	4,700	5 ea.	3.5
M606	3/8	6,600	5 ea.	4.5

Hot forged, heat treated tempered. Pins are also heat treated. Easy to install or remove. Made for use on all Hi-Test, Proof Coil, & BBB Chain. Bright Zinc plated to prevent rusting and for cleaner handling.

Part No.	* Std. Pkg. DISCOUNT
MI 605	Mid Link 20%
MI 606	Mid Link 20%

* 20% Discount for Standard Packs of 10

Bulk Chain

Transport, High Test and Proof Coil Chain are sold in pails or drum lengths shown. **Note:** Must ship by truck.



Grade 70 Transport



Grade 43 High Test



Grade 30 Proof Coil

Grade 70 Transport Chain is an ideal choice for binding, tie-downs, towing and construction use. Higher load ratings than High Test or Proof Coil. Yellow zinc plating.

Grade 43 High Test Chain is designed for applications such as wrecking chain, boomer chain and other applications requiring higher strength ratios than Proof Coil Chain. Self-colored, no plating.

Grade 30 Proof Coil Chain is a general utility chain for use as log chain, tow and switch and frame use. Bright zinc plating.

Part No.	Size	Work Load	Feet Pail/Drum	Weight Pail/Drum	Per-Pail Net Ea.
GRADE 30 PROOF COIL CHAIN-Zinc Plated					
PC 5111135	3/16"	800 lbs.	250'	85 lbs.	
PC 5211235	1/4"	1,300 lbs.	141'	90 lbs.	
PC 5211335	5/16"	1,900 lbs.	92'	87 lbs.	
PC 5211435	3/8"	2,650 lbs.	63'	88 lbs.	
PC 5211444	3/8"	2,650 lbs.	400'	575 lbs.	
PC 5211535	1/2"	4,000 lbs.	40'	96 lbs.	
PC 5211555	1/2"	4,000 lbs.	200'	495 lbs.	
GRADE 43 HIGH TEST CHAIN-Self Colored					
PC 50312-272	1/4"	2,600 lbs.	150'	97 lbs.	
PC 50313-275	5/16"	3,900 lbs.	100'	100 lbs.	
PC 50314-278	3/8"	5,400 lbs.	75'	110 lbs.	
PC 5031444	3/8"	5,400 lbs.	400'	575 lbs.	
PC 50315-280	1/2"	9,200 lbs.	100'	255 lbs.	
PC 5031555	1/2"	9,200 lbs.	200'	495 lbs.	
GRADE 70 TRANSPORT CHAIN-Yellow Zinc					
PC 50412-572	1/4"	3,150 lbs.	150'	100 lbs.	
PC 50403-575	5/16"	4,700 lbs.	100'	98 lbs.	
PC 50414-578	3/8"	6,600 lbs.	75'	110 lbs.	
PC 5041454	3/8"	6,600 lbs.	400'	575 lbs.	
PC 50416-540	1/2"	11,300 lbs.	100'	250 lbs.	
PC 5041667	1/2"	11,300 lbs.	200'	495 lbs.	

— Zinc Plated —



Straight Link Coil Chain


Straight Link Coil Chain has longer links than Proof coil. Diameter is .192". Can be used as implement chain, guard rail or animal tie chain.

Part No.	Trade Size	Working Load	Wt. Per Carton	Feet Per Carton
PC 60420-322	2/0	520	36 lbs.	125

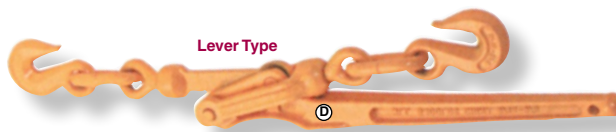
Load Binders

— Lever & Ratchet Type —

Functionally superior to any other on the road. Easier to operate locks more securely. The handle closes down away from the load with more leverage. Gives more control in binding and releasing without extra tools. Handles are drop forged from special bar quality steel and heat treated. Hooks are heat treated alloy steel.



Ratchet Type



Lever Type

Part No.	Type	Chain Size	Take Up	Work Load	Wt.
MI 320104	Lever	1/4" - 5/16"	2-1/2"	2,600 lbs.	3 lbs.
MI 320105	Lever	5/16" - 3/8"	3-3/4"	5,400 lbs.	7 lbs.
MI 106	Lever	3/8" - 1/2"	4-1/4"	9,200 lbs.	12 lbs.
MI 104R	Ratchet	1/4" - 5/16"	6"	2,600 lbs.	4 lbs.
MI 105R	Ratchet	5/16" - 3/8"	8"	5,400 lbs.	11 lbs.
MI 106R	Ratchet	3/8" - 1/2"	8"	9,200 lbs.	13 lbs.