



Full Port Back Check Valves



For NH3 Service

- Swing Check Style for High Flow Rates.
- **Note:** Ports for Hydrostat & Bleeder Valves - **Sold Separately.**

Part No.

- CN A14BC 1-1/4" Back Check Valve
- CN A15BC 1-1/2" Back Check Valve

A1730 Flo-Max Back Check Valves

For NH3 Service

- No Flow Restriction
- Stops Back Flow if Hose is Ruptured
- (2) 1/4" Female Ports if Hydrostatic Relief Valve is Needed
- Soft Seat for "Bubble Tight" Shut Off
- FPT Ports



Part No.

- ST A1730 1-1/4" 1-1/4" Flomax Back Check Valve ...
- ST A1731 1-1/2" x 1-1/2" Flomax Back Check Valve

Back Check Valves

A & G Series



A1729

Back Check Valves allow flow in one direction and are normally closed. They should be used in liquid filling connections on bulk tank, delivery trucks and transfer lines on LPG & NH3.



G200 Series


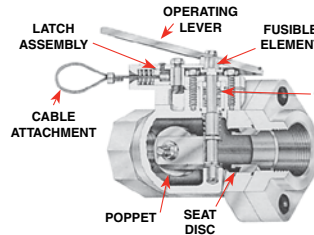
The "A" Series are steel back checks with soft seat internals. The G200 Series are intended for heavy duty applications and highest possible flow rates. Internals are plated or stainless with soft seat construction. GPM shown on NH3 at 10 PSI differential.

Part No.	Size	GPM @10 PSI	Body
ST A1727	1-1/4 MPT x 1-1/4 FPT.....	77	Steel
ST A1728	2" MPT x 2" FPT.....	150	Steel
ST A1733	2" MPT x 2" MPT.....	150	Steel
ST A1729	3" MPT x 3" FPT.....	250	Steel
ST G200-16	2" FNPT.....	200	Ductile Iron
ST G200-24	3" FNPT.....	300	Ductile Iron

Emergency Shutoff Valves



For NH3/LPG Bulk Plant Use



Snappy Joe

Type N550 Snappy Joe emergency shutoff valves are designed for in-line installation. The valves provide a means of shutting off vapor or liquid in the event of a hose rupture or piping break at the transfer area. In this way large scale loss of LP-gas or NH3 can be avoided. Valves are manually opened and can be closed manually at the installed location or remotely by either cable (*standard*) or optional air control mechanism.

High Flow Capacity: The main poppet moves completely out of the flow stream to permit extremely low restriction to flow. For example, the 2" body size flows 70 gpm at 1 psig pressure drop.

Cable Release: Standard Snappy Joes are fitted with a release mechanism for cable attachment. Connecting a cable to the wire loop allows the valve to be closed from a remote location.



P810 12V Actuator


Fusible Element: The fusible element is located at the hub of the operating lever and stub shaft. If exposed to fire, the element melts and allows the stub shaft to turn. The poppet then moves to the closed position, even in cases where the operating lever has been wired open.

Part No.	Ports	Flow @ 1 PSIG Differential
ST N551-10	1-1/4" FPT	125 GPM
ST N551-16	2" FPT	150 GPM
ST N551-24	3" FPT	280 GPM
ST P810	*12V Electric Actuator for N550/551 Valves	
ST P810-REGO	12V Actuator for Rego ESV's.....	
ST P539A	Air Actuator for N550/551 Valves.....	

Specify N560 Valves for Rail Car Unloading.

* Only for NH3 plant use, not for LPG plants.

Excess Flow Check Valves



CADMIUM PLATED STEEL BAR STOCK BODY AND COMPONENT PARTS
STAINLESS STEEL SPRINGS

The **1700 Series** is designed to close when liquid flow exceeds the valve's setting. They are intended to prevent large discharges of NH3 to the atmosphere due to a break in the hose or piping system. All the valves are of steel construction. **CAUTION: Excess flow valves close only when there are minimal restrictions downstream of the valve and only close when the discharge flow rate exceeds the closing flow rating of the valve.**

Part No.	Pipe Thread Size	Type	Closing Flow GPM of Liquid NH3 at 100 PSI	Closing Pressure Differential
ST A1705-50	1-1/4" M x 1-1/4" FM	A	50	6.0
ST A1706-45	1-1/4" M x 1-1/4" M	C	50	6.0
ST A1718	1-1/2" M x 1-1/2" M	C	60	6.5
ST A1710-95	2" M x 2" FM	A	95	6.5
ST A1708-95	2" M x 1-1/4" M	B	95	14.0
ST A1711-95	2" M x 2" M x 1-1/4" FM	C	95	6.5
ST A1713-165	3" M x 3" M x 2" FM	C	165	6.0
ST A1713-225	3" M x 3" M x 2" FM	C	225	6.0
CN AEFV45	1-1/4" F x 1-1/4" F	D	45	5.0
CN AEFV45-G	1-1/2" F x 1-1/4" F	D	45	5.0



Excellent Selection & FAST Service!

"Excellent selection of the sprayer components that I needed for my farm. Easy order process online and shipping was with lightening speed. My products were packed well and in good condition when received! I will go to Dultmeier for my future spray needs!"

Thanks!™

Mike