

Spring Rewind Reels

Single Hose Spring Rewind Reels are available as standard reels (*Series 900*) and narrow frame reels (*Series N500, N700 and N800*). The N series reels have the same features as their conventional counterparts, except for a narrower frame and compact mounting base.

SERIES N500 reels handle hose through 1/4" or 3/8" I.D. Inlet is 1/4" FPT 90 degree swivel joint. Outlet riser is 1/4" FPT. For chassis-grease hydraulics or air/water.

SERIES N700 reels handle hose through 1/2" I.D. Inlet is 1/2" FPT 90 degree swivel joint. Outlet riser is 1/2" FPT.

SERIES N800 reels handle hose from 1/2" through 1" I.D. Inlet is 1" FPT 90 degree swivel joint. Outlet riser is 1" FPT.

SERIES 900 Reels handle hose from 1-1/4" through 1-1/2" I.D. Inlet is 1-1/2" FPT 90 degree swivel joint. Straight swivel joint available at no extra cost and **must be specified**. Outlet riser is 1-1/2" FPT.

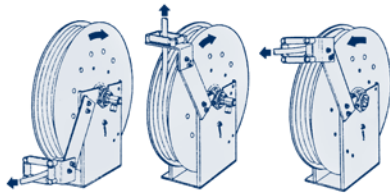
NOTE: Other sizes and/or threads can be furnished for outlet risers when specified.

All these reels handle product temperatures from -20 to +225 degrees F. Series N700 operates at 3000 PSI, Series 800 operates at 1000 PSI, and Series 900 operates at 600 PSI. Other operational temperatures / pressures can be furnished at extra cost.

The standard color is silver/gray enamel.

OPTIONAL HOSE STOP: A hose stop should be used to prevent damage to rollers and nozzles and to permit adjustment of free hose length. **HS-3** is 3" O.D. with a maximum 1-7/8" diameter hole size and **HS-45** is 4-1/2" O.D. with a maximum 2-3/4" diameter hole size. Specify hose O.D. when ordering. **Note:** Also available with 304SS internals and special EPDM seals for DEF. **Call for DEF Reel Pricing.**

HOSE ROLLER POSITIONS



POSITION SR
Inlet on Right

POSITION VR
Inlet on Right

POSITION TR
Inlet on Left

On standard spring rewind reels, the hose pays out from the bottom of the reel and to the left when reel is viewed from the swivel joint side. Hose rollers are supplied with all models and you must specify the roller position when you order. **If roller position is not specified, reels will be shipped with rollers in position SR.**

Series N500, N700, N800, 900 TO HANDLE SINGLE HOSE SIZES 1/4" - 1-1/2" I.D.



NARROW FRAME

SERIES N500

Shown with
Optional Full
Flow Swivel
Joint

Shown with
optional hose
& Stop
(Optional TR
Position)

SERIES N700




SERIES N800

STANDARD FRAME

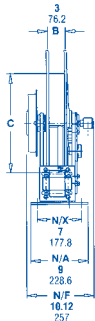
Shown with
optional hose
& Stop



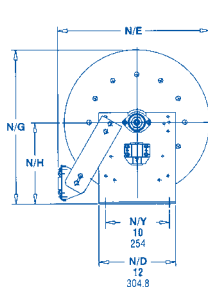
SERIES 900



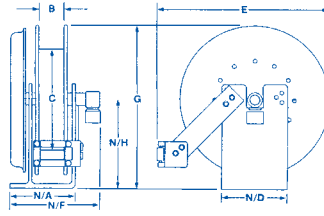
Hose Capacities & Reel Dimensions



SERIES N500



SERIES N700, N800 & 900



NOTE: Also available in Stainless Steel — Call for Pricing.

SERIES N500

Part No.	Wt.
Standard 1/4"	90 lbs.
Inlet/Outlet - 10,000 PSI	
HN N515-16-17C	86 lbs.
HN N515-19-20J	98 lbs.
HN N515-23-24J	110 lbs.

SERIES N700

Part No.	Wt.
Standard 1/2"	98 lbs.
Inlet/Outlet - 3,000 PSI	
HN N715-23-24105	88 lbs.
HN N716-16-17C	90 lbs.
HN N716-19-20J	99 lbs.
HN N716-23-24J	114 lbs.
HN N716-25-26B	125 lbs.
HN N718-25-26G	†131 lbs.

SERIES N800

Part No.	Wt.
Standard 1"	98 lbs.
Inlet/Outlet - 1,000 PSI	
HN N816-19-20J	98 lbs.
HN N816-19-20JTR	***98 lbs.
HN N816-23-24J	116 lbs.
HN N816-25-26B	131 lbs.
HN N818-25-26BTR	*137 lbs.
HN N818-25-26B	**137 lbs.

SERIES 900

Part No.	Wt.
Standard 1-1/2"	139 lbs.
Inlet/Outlet - 600 PSI	
HN 920-23-24B	139 lbs.
HN 920-25-26A	162 lbs.
HN 922-30-31A	***191 lbs.
HN 922-30-3115.5	††191 lbs.

* Inlet on Left Side & Top (TR). † VR Position †† 15.5" Drum
** Inlet Reversed - RIGHT SIDE & TR. *** TR Position - Inlet on Left.

HOSE CAPACITY OF REEL (Feet)	Model Number	Reel Dimensions (Inches)											Approx. Weight (Lbs.)		Roller Assy. Supplied on Std. Models		
		N/A	B	C	D	N/D	E	N/E	F	N/F	G	N/G	H	N/H		NET	SHIP
I.D. 1/4" 3/8"	HN N515-16-17C N515-19-20J N515-23-24J	-	-	10.5	-	-	-	18.5	-	-	-	17	-	9.12	51	86	N203
O.D. 5/8" 3/4"		-	-	10.5	-	-	-	20.75	-	-	-	20	-	10.62	63	98	N203
35 35		-	-	15.5	-	-	-	23.75	-	-	-	24	-	12.62	75	110	N203
50 50																	
I.D. 3/8" 1/2"	N715-23-24105 N716-16-17C N716-19-20J N716-23-24J N716-25-26B N718-25-26G	10	3	10.5	17.5	12	18.62	17.5	12.5	11.75	17.75	17	9.88	9.12	53	88	N204
O.D. 3/4" 7/8"		10	3	10.5	17.5	12	18.62	18.5	12.5	11.75	17.75	17	9.88	9.12	55	90	N204
35 35		10	4	10.5	18	12	19.5	20.75	13.5	11.75	19.75	20	10.38	10.62	64	99	N204
50 50		10	4	15.5	23.25	12	24.38	23.75	13.5	11.75	23.88	24	12.5	12.62	79	114	N204
65 65		10	4	15.5	25	12	26.12	25.25	13.5	11.75	25.88	26	13.5	13.62	90	125	N204
75 75		12	6	15.5	25	12	26.12	25.25	15.5	13.75	25.88	26	13.5	13.62	96	131	N206
100 100																	
I.D. 3/4" 1"	N816-19-20J N816-23-24J N816-25-26B N818-25-26B	10	4	10.5	18	12	19.5	20.75	14.75	13.25	19.75	20	10.38	10.62	63	98	N204
O.D. 1 1/32" 1 1/16"		10	4	10.5	23.25	12	24.38	23.75	14.75	13.25	23.88	24	12.5	12.62	81	116	N204
25 15		10	4	10.5	25	12	26.12	25.25	14.75	13.25	25.88	26	13.5	13.62	96	131	N204
50 25		12	6	10.5	25	12	26.12	25.25	16.75	15.25	25.88	26	13.5	13.62	102	137	N206
60 35																	
70 50																	
I.D. 1 1/4" 1 1/2"	922-23-24B 920-25-26A 922-30-31A 922-30-3115.5	-	10	10.5	23.25	-	24.5	-	24	-	23.88	-	13.5	-	104	139	R310
O.D. 1 13/16" 2 1/16"		-	8	10.5	25	-	26.25	-	22.75	-	25.88	-	13.5	-	127	162	R308
40 25		-	10	10.5	28.5	-	29.75	-	24.75	-	31.38	-	17	-	156	191	R310
50 40		-	10	15.5	28.5	-	29.75	-	24.75	-	31.38	-	17	-	156	191	R310
75 50																	
75 50																	

2 Year Warranty on all Hannay Reels