


## mosmatic "Z" Booms

**Stainless Steel "Z" Booms** from Mosmatic. Unique design allows for multiple booms to be mounted to the ceiling for 360° coverage. Bent, "Z" design allows for one boom to move under or over the other boom. With this setup, you can offer high pressure from one boom and foam brush or triple foam wax from the other thus eliminating a wall boom. Construction is stainless steel. Inlet is 3/8" FPT.

Booms are standard with boom arm hose and boom swivel. Rated to 4000 psi and 250° F. Available in different lengths to meet your bay requirements.

**No. 65911** is a magnetic positioning unit to keep boom fixed in one position when customers are finished in bays — *Can Ship UPS. Call for Pricing.*



Part No.		LED	Length	Weight
MM 65998	SS Z Boom	No	2'9"	15 lbs.
MM 65999	SS Z Boom	No	4.0"	18 lbs.
MM 65009	SS Z Boom	No	4' 9"	21 lbs.
MM 65019	SS Z Boom	No	5' 1"	23 lbs.
MM 65029	SS Z Boom	No	5' 5"	25 lbs.
MM 65039	SS Z Boom	No	5' 9"	27 lbs.

**Call Toll Free For Prices**



**Mounting Options**

Need extra clearance for your Mosmatic ceiling Boom? **Drop Down Stems** will lower booms up to a total of 16" from the ceiling.


**No. 19019:** 8" Extension Package for Mosmatic ceiling booms P-Series.

**No. 19020:** 16" Extension Package for Mosmatic ceiling booms P-Series.


— *Call for Pricing* —

## mosmatic Lighted "Z" Booms

- Same Construction As Above -



- Modern Visual Effects
- Visualize the Wash Cycles
- Additional Lighting for the Wash Bay
- Stand Out Above the Competition



Part No.		LED	Length	Weight
MM 65209	SS Z Boom	Yes	4' 9"	21 lbs.
MM 65219	SS Z Boom	Yes	5' 1"	23 lbs.
MM 65229	SS Z Boom	Yes	5' 5"	25 lbs.
MM 65239	SS Z Boom	Yes	5' 9"	27 lbs.
MM 65975	LED Control Box for Maximum of (2) Booms..			

**Call Toll Free For Prices**



## Service and Production Department



Dultmeier Sales engineers and builds a large variety of pumping systems, including "Custom Packages" to meet your unique needs. We build centrifugal, gear, diaphragm, fuel and DEF pumping systems. We also build Liquid De-Ice & turf / tree sprayers, chemical inductors, manifolds, load arm systems & more.

WE APPRECIATE YOUR  
**BUSINESS!**